

**SEAL ROCK WATER DISTRICT
OREGON**

AUDIT REPORT

JUNE 30, 2018

Prepared By
SIGNE GRIMSTAD
Certified Public Accountant
530 NW 3rd, Suite E
PO Box 1930
Newport, Oregon 97365

SEAL ROCK WATER DISTRICT, OREGON

COMMISSIONERS

President	John Garcia	253 SE 143 rd St. South Beach, OR 97366
Secretary	Saundra Mies-Grantham	7227 SW Abalone St. South Beach, OR 97366
Treasurer	Glen Morris	PO Box 283 Newport, OR 97365
Commissioner	Karen Otta	9080 S. Coast Hwy. South Beach, OR 97366
Commissioner	Rob Mills	PO Box 339 Seal Rock, OR 97376

ADMINISTRATION

District General Manager	Adam Denlinger
--------------------------	----------------

REGISTERED AGENT

Joy King
PO Box 190
Seal Rock, OR 97376

SEAL ROCK WATER DISTRICT, OREGON

TABLE OF CONTENTS

INTRODUCTORY SECTION

Title Page	
List of Commissioners	
Table of Contents	

FINANCIAL SECTION

Page

Independent Auditor's Report	1-2
Management's Discussion and Analysis	I-XV
Basic Financial Statements	
Statement of Net Position - Proprietary Funds	3
Statement of Revenues, Expenses and Changes in Net Position - Proprietary Funds	4
Statement of Cash Flows - Proprietary Funds	5
Notes to Financial Statements	6-27

REQUIRED SUPPLEMENTAL SECTION

Notes to the Schedules of the District's Proportionate Share of the Net Pension Liability (Asset) and Schedule of Contributions	28
Schedule of the District's Proportionate Share of the Net Pension Liability (Asset) - Oregon Public Employee Retirement System	29
Schedule of the District's Contributions - Oregon Public Employee Retirement System	30

SUPPLEMENTAL SECTION

Description of Budgetary Funds	31
Schedule of Revenues, Expenditures and Changes in Fund Balance - Budget and Actual	
General Fund	32
Capital Projects Fund	33
Debt Service Fund	34
R.D. Requirement Reserve Fund	35
Revenue Bond Fund	36
System Development Charges Fund	37
Water Source Improvement Reserve Fund	38
SLARRA/Depreciation Reserve Fund	39

SEAL ROCK WATER DISTRICT, OREGON

TABLE OF CONTENTS

	<u>Page</u>
SUPPLEMENTAL SECTION	
Schedule of Revenues, Expenditures and Changes in Fund Balance - Budget and Actual SRWD Land & Building Reserve Fund	40
Reconciliation of Revenues and Expenditures (Budgetary Basis) to the Statement of Revenues, Expenses and Changes in Net Position	41
SINGLE AUDIT SECTION	
Schedule of Expenditures of Federal Awards	42
Notes to Schedule of Expenditures of Federal Awards	43
Independent Auditor's Report on Internal Control Over Financial Reporting and on Compliance and Other Matters Based on an Audit of Financial Statements Performed in Accordance with Government Auditing Standards	44-45
Independent Auditor's Report on Compliance for Each Major Program and on Internal Control Over Compliance Required by The Uniform Guidance	46-47
Schedules of Findings and Questioned Costs	48-49
COMPLIANCE SECTION	
Independent Auditor's Report Required by Oregon State Regulations	50-51

GRIMSTAD & ASSOCIATES
Certified Public Accountants

Newport Office:
P.O. Box 1930
530 N.W. 3rd St. Ste E
Newport, OR 97365
(541) 265-5411
Fax (541) 265-9255
info@grimstad-assoc.com

Lincoln City Office:
1349 N.W. 15th Street
Lincoln City, OR 97367
(541) 994-5252
Fax (541) 994-2105

INDEPENDENT AUDITOR'S REPORT

Board of Commissioners
Seal Rock Water District
Seal Rock, Oregon

Report on the Financial Statements

I have audited the accompanying financial statements of the business-type activities of Seal Rock Water District as of and for the year ended June 30, 2018, and the related notes to the financial statements, which collectively comprise the District's basic financial statements as listed in the table of contents.

Management's Responsibility for the Financial Statements

Management is responsible for the preparation and fair presentation of these financial statements in accordance with accounting principles generally accepted in the United States of America; this includes the design, implementation, and maintenance of internal control relevant to the preparation and fair presentation of financial statements that are free from material misstatement, whether due to fraud or error.

Auditor's Responsibility

My responsibility is to express an opinion on these financial statements based on my audit. I conducted my audit in accordance with auditing standards generally accepted in the United States of America and the standards applicable to financial audits contained in *Government Auditing Standards*, issued by the Comptroller General of the United States. Those standards require that I plan and perform the audit to obtain reasonable assurance about whether the financial statements are free from material misstatement.

An audit involves performing procedures to obtain audit evidence about the amounts and disclosures in the financial statements. The procedures selected depend on the auditor's judgment, including the assessment of the risks of material misstatement of the financial statements, whether due to fraud or error. In making those risk assessments, the auditor considers internal control relevant to the entity's preparation and fair presentation of the financial statements in order to design audit procedures that are appropriate in the circumstances, but not for the purpose of expressing an opinion on the effectiveness of the entity's internal control. Accordingly, I express no such opinion. An audit also includes evaluating the appropriateness of accounting policies used and the reasonableness of significant accounting estimates made by management, as well as evaluating the overall presentation of the financial statements.

I believe that the audit evidence I have obtained is sufficient and appropriate to provide a basis for my audit opinion.

Opinion

In my opinion, the financial statements referred to above present fairly, in all material respects, the respective financial position of the business-type activities of Seal Rock Water District as of June 30, 2018, and the respective changes in financial position and cash flows thereof for the year then ended in accordance with accounting principles generally accepted in the United States of America.

Other Matters

Required Supplementary Information

Accounting principles generally accepted in the United States of America require that the management's discussions and analysis and defined employee pension plan (PERS) schedules and notes, listed in the table of contents, be presented to supplement the basic financial statements. Such information, although not a part of the basic financial statements, is required by the Governmental Accounting Standards Board, who considers it to be an essential part of financial reporting for placing the basic financial statements in an appropriate operational, economic, or historical context. I have applied certain limited procedures to the required supplementary information in accordance with auditing standards generally accepted in the United States of America, which consisted of inquiries of management about the methods of preparing the information and comparing the information for consistency with management's responses to my inquiries, the basic financial statements, and other knowledge I obtained during my audit of the basic financial statements. I do not express an opinion or provide any assurance on the information because the limited procedures do not provide me with sufficient evidence to express an opinion or provide any assurance.

Other Information

My audit was conducted for the purpose of forming an opinion on the financial statements that collectively comprise Seal Rock Water District's basic financial statements. The accompanying supplemental information, budget and actual and reconciliation of budget basis to net position, are presented for purposes of additional analysis and are not a required part of the basic financial statements. The schedule of expenditures of federal awards is presented for purposes of additional analysis as required by Title 2 U.S. Code of Federal Regulations (CFR) Part 200, *Uniform Administrative Requirements, Cost Principles, and Audit Requirements for Federal Awards*, and is also not a required part of the basic financial statements.


The budget and actual, budget reconciliation and the schedule of expenditures of federal awards are the responsibility of management and were derived from and relate directly to the underlying accounting and other records used to prepare the basic financial statements. Such information has been subjected to the auditing procedures applied in the audit of the basic financial statements and certain additional procedures, including comparing and reconciling such information directly to the underlying accounting and other records used to prepare the basic financial statements or to the basic financial statements themselves, and other additional procedures in accordance with auditing standards generally accepted in the United States of America. In my opinion, budget and actual, reconciliation of budget basis to net position, and schedule of expenditures of federal awards, are fairly stated in all material respects in relation to the basic financial statements as a whole.

Other Reporting Required by Government Auditing Standards

In accordance with Government Auditing Standards, I have also issued my report dated February 8, 2019, on my consideration of Seal Rock Water District's internal control over financial reporting and on my tests of its compliance with certain provisions of laws, regulations, contracts, and grant agreements and other matters. The purpose of that report is to describe the scope of my testing of internal control over financial reporting and compliance and the results of that testing, and not to provide an opinion on internal control over financial reporting or on compliance. That report is an integral part of an audit performed in accordance with *Government Auditing Standards* in considering Seal Rock Water District's internal control over financial reporting and compliance.

Other Reporting Required by Oregon State Regulations

In accordance with the Minimum Standards Audit of Oregon Municipal Corporations, I have issued my report dated February 8, 2019 on my consideration of Seal Rock Water District's compliance with certain laws and regulations, including the provisions of Oregon Revised Statutes as specified in Oregon Administrative Rules. The purpose of that report is to describe the scope of my testing of compliance and the results of that testing and not to provide an opinion on compliance.



SIGNE GRIMSTAD
Certified Public Accountant
Newport, Oregon
February 8, 2019



PO Box 190 – 1037 NW Grebe Street – Seal Rock, Oregon 97376
Phone: 541.563.3529 – Fax 541.563.4246 – Email: info@srwd.org

Seal Rock Water District

Management Discussion and Analysis (MD&A) Fiscal Year Ended June 30, 2018

The intent of the Management Discussion and Analysis is to provide highlights of the Seal Rock Water District's financial activities for fiscal year 2017-18, ending June 30, 2018. The readers are encouraged to read this narrative overview in conjunction with the accompanying financial statements.

Financial Highlights

- Total Assets and Deferred Outflows of Resources of the District are \$24,549,429 with Capital Assets of \$20,254,981 net of accumulated depreciation. Current Assets are \$3,338,586 and other noncurrent assets are \$702,679. Deferred Outflows of Resources for Pension Contributions are \$253,183 at June 30, 2018.
- The assets of Seal Rock Water District exceeded its liabilities at the close of the fiscal year by \$10,233,364 (Net Position). Of this amount \$1,867,484 (unrestricted net position) may be used to meet the District's ongoing obligations.
- Net investment in capital assets, less related debt is \$6,994,596. Revenue Bonded debt is \$1,293,235 and General Obligation debt is \$10,242,043. Notes Payable is \$1,725,107.
- The District's net position increased by \$2,276,602 from June 30, 2017 and increased by \$1,242,427 the previous year.
- Total Operating Revenues for fiscal year 2017-18 were \$1,840,847 which is an increase of 4.61% over the prior year. This change reflects the increases in water rates and other services.
- Total Operating Expenses for the fiscal year 2017-18 were \$2,141,469. This figure is 10.30% higher than the prior year, due primarily to increases in Payroll and Benefits.
- Total Liabilities and Deferred Inflows of Resources are \$14,361,065 with long-term liabilities at \$13,383,082 current liabilities at \$907,470 and deferred inflows of resources for pension at \$25,513.

Overview of Financial Statements

Seal Rock Water District is a single enterprise utility district and follows proprietary fund reporting. Accordingly, the financial statements are represented using the economic resources measurement focus and the accrual basis of accounting. The District's basic financial statements are comprised of three components; 1) Statement of Net Position, 2) Statement of Revenues, Expenses and Changes in Net Position, and 3) Statement of Cash Flows. This report also contains other supplementary information in addition to the basic financial statements themselves.

The Statement of Net Position presents the current and long-term portions of assets and liabilities separately and may provide a useful indicator of whether the financial position of the District is improving or deteriorating if viewed over time. This statement includes all of the District's assets and liabilities and provides information about the nature and amounts of investments in assets and the obligations to the District's creditors (liabilities). The Statement of Net Position also provides the basis for evaluating the capital structure of the District and assessing the liquidity and financial flexibility of the District.

The Statement of Revenues, Expenses and Changes in Fund Net Position presents information showing profitability and credit worthiness as well as how the District's financial position changed during the fiscal year. This statement shows income and expenses from operations, non-operating revenues and expenses, and a reconciliation of the change in net position from the beginning to the end of the fiscal year. This statement measures the success of the District's operations over the past year and can be used to determine whether the District has successfully recovered all of its costs through user fees and other charges.

The Statement of Cash Flows is prepared using the direct method and is concerned solely with input and outlay of cash from operating, investing and financing activities. This statement also includes reconciliation to the Statement of Revenues, Expenses and Changes in Net Position. The primary purpose of this statement is to provide information about the District's cash receipts and cash payments during the reporting period. It answers such questions as where did the cash come from, what was the cash used for and what was the change in cash balance during the reporting period.

Notes to Financial Statements

The notes to the financial statements found on pages 6 through 27 provide additional information that is essential to a full understanding of the data provided in the financial statements.

Financial Analysis

Over time, changes in net position may serve as a useful indicator of the District's financial position. In the Seal Rock Water District's case, assets exceeded liabilities by \$10,233,364 at the close of the fiscal year, an increase of \$2,276,602 from the prior year. This is primarily due to the completion of Phase 3 – Automated Meter Interface (AMI) Project and

recognizing the current value of the Intergovernmental Agreement (IGA) that the District entered into with the City of Newport in November 2007, transferring a portion of its service area in South Beach to the City of Newport.

68.35% of the District's net positions (\$6,994,596) reflect its investment in capital assets (e.g., land, building, equipment, reservoirs and pipelines); less related debt obligations used to acquire those assets that are still outstanding. The District uses these assets to provide services to rate payers, consequently, these assets are not available for future spending. Although the District's investment in capital assets is reported net of related debt, it should be noted that the resources needed to pay this debt must be provided from user fees to customers (rate payers) or other sources, since capital assets cannot be used to liquidate these liabilities.

Net Position					
	2018	Restated 2017	Restated 2016	Difference 2018-2017	%
ASSETS					
Current Assets	\$3,338,586	\$2,842,088	\$3,945,815	\$496,498	17.47%
Capital Assets	20,254,981	18,795,561	17,323,693	1,459,420	7.76%
Other noncurrent Assets	702,679	763,835	793,875	(61,156)	-8.01%
Total Assets	24,296,246	22,401,484	22,063,383	1,894,762	8.46%
Deferred Outflows-Pension Contributions	253,183	366,383	64,897	(113,200)	-30.90%
Total Assets & Deferred Outflows	24,549,429	22,767,867	22,128,280	1,781,562	7.82%
LIABILITIES					
Current Liabilities	907,470	812,596	1,399,283	94,874	11.68%
Long Term Liabilities	13,383,082	13,969,977	13,927,240	(586,895)	-4.20%
Total Liabilities	14,290,552	14,782,573	15,326,523	(492,021)	-3.33%
Deferred Inflows-Pension	25,513	28,532	87,422	(3,019)	-10.58%
Total Liabilities & Deferred Inflows	14,316,065	14,811,105	15,413,945	(495,040)	-3.34%
NET POSITION					
Net Invested in Capital Assets	6,994,596	4,891,328	2,909,103	2,103,268	43.00%
Restricted	1,371,284	1,193,511	1,135,225	177,773	14.89%
Unrestricted	1,867,484	1,871,923	2,670,007	(4,439)	-0.24%
Total Net Position	\$10,233,364	\$7,956,762	\$6,714,335	\$2,276,602	28.61%

Restatement – Net Positions for June 30, 2016 and June 30, 2017 were restated to recognize the current value of the Note Receivable and Unearned Revenue from the City of Newport. The District entered into an Intergovernmental Agreement (IGA) with the City of Newport in November 2007, transferring a portion of its service area in South Beach to the City of Newport. The agreement includes the payment of \$1,800,000 by the City to the District for

lost revenue, payable in 30 years including 6.5% interest. The City also pays its share of 2011 and 2012 bonded indebtedness applicable to the transferred service area in South Beach. On July 1, 2015 the City of Newport paid in full its share of the 2013 Refunding G.O. Bond in the amount of \$55,322 recorded as unearned revenue.

A portion of the District's net position (13.13% or \$1,371,284) represents resources that are subject to external restrictions on how they may be used. Unrestricted net position (18.25% or \$1,867,484) may be used to meet the District's ongoing obligations to rate payers and creditors.

Operating and non-operating activities increased the District's net position by \$2,276,602, an increase of 83.24% over the previous year. The change in net position is comprised of operating and non-operating income of \$2,186,040 and capital contributions of \$90,562 which represents system development charges. Operating loss decreased net position by \$300,622 primarily due to increases in Payroll and Benefits and Depreciation. Increases in Payroll and Benefits account for the District's proportionate share of the system wide pension liability.

Governmental Accounting Standard Board Statement 68 (GASB 68) requires governmental entities that participate in pension plan to include an entry for the employer's proportionate share of the system's Unfunded Liability (UL). The District's proportionate share of the Net Pension Liability as of June 30, 2018 was .00492141 or \$663,408.

At end of the FY 2017-18 the District's financial reports reflected deferred outflows of resources of \$253,183. This amount was derived by adding the differences between expected and actual experience which was \$32,083, changes in assumptions which was \$120,927, net difference between projected and actual earnings on investments which was \$6,835, changes in proportionate share which was \$28,492, and the contributions the District made subsequent to measurement date which was \$64,846. The District also reported deferred inflows of resources of \$25,513. This amount was the differences between employer contributions and employer's proportionate share of system contributions.

GASB Statement 75 – Accounting and Financial Reporting for Postemployment Benefits Other Than Pensions became effective on June 30, 2018. This statement requires the reporting of liabilities (assets) pertaining to retiree health care and other postemployment benefits (OPEB). The District provides an implicit rate subsidy for retiree health insurance premiums through Special District Association of Oregon (SDAO) and a contribution to Oregon's PERS cost-sharing multiple-employer defined health insurance benefit plan. The District's net OPEB liability (asset) and deferred inflows and outflows estimated by Milliman Actuarial Services were not material to the financial statements taken as a whole.

Change in Net Position

	2018	Restated 2017	Restated 2016	Difference 2018-2017	%
OPERATING REVENUES					
Water Service	\$1,774,367	\$1,686,796	\$1,656,422	\$87,571	5.19%
Other Services	54,175	47,975	39,109	6,200	12.92%
Miscellaneous	12,305	25,009	28,667	(12,704)	-50.80%
Total Operating Revenues	1,840,847	1,759,780	1,724,198	81,067	4.61%
OPERATING EXPENSES					
Payroll and benefits	880,740	632,035	891,130	248,705	39.35%
Water purchase	370,914	372,293	458,420	(1,379)	-0.37%
Maintenance & repairs	195,589	263,527	211,243	(67,938)	-25.78%
General and admin	103,692	156,177	50,421	(52,485)	-33.61%
Depreciation	590,534	517,506	460,700	73,028	14.11%
Total Operating Expenses	2,141,469	1,941,538	2,071,914	199,931	10.30%
OPERATING INCOME (LOSS)	(300,622)	(181,758)	(347,716)	(118,864)	65.40%
NON OPERATING REVENUES (EXPENSES)					
Interest income	54,622	54,771	54,480	(149)	-0.27%
Property taxes	1,004,919	649,325	609,709	355,594	54.76%
Grants/Loan Proceeds	1,780,822	1,059,869	556,519	720,953	68.02%
Boundary Income	33,044	11,696	12,310	21,348	182.52%
Disposal of Assets	0	(61,965)	0	61,965	0.00%
Capital contributions-City of Toledo	0	0	(635,619)	0	0.00%
Interest expense	(386,745)	(373,933)	(329,130)	(12,812)	3.43%
Total Nonoperating Revenues (Expenses)	2,486,662	1,339,763	268,269	1,146,899	85.60%
Income (Loss) Before Contributions	2,186,040	1,158,005	(79,447)	1,028,035	88.78%
CAPITAL CONTRIBUTIONS	90,562	84,422	68,539	6,140	7.27%
CHANGES IN NET POSITION	2,276,602	1,242,427	(10,908)	1,034,175	83.24%
Net Position - Beginning of Year	7,956,762	6,714,335	6,725,243	1,242,427	18.50%
Net Position - End of Year	\$10,233,364	\$7,956,762	\$6,714,335	\$2,276,602	28.61%

Financial Condition

The District's financial condition improved over the previous year with adequate liquid assets for ongoing operations at a level necessary to meet demand. Unrestricted net position decreased by \$1,258,905 over the previous year. The District used part of its reserve to fund Phase IV – Beaver Creek Source Water Improvements preliminary expenses which is reimbursable from loan proceeds. These preliminary expenses included the Phase IV Conceptual Design Report for the SRWD Beaver Creek Water Supply and the Preliminary Engineering Report and Environmental Report.

On November 8, 2011, the voters of the District approved a \$15 million General Obligation Bond Authority. The G.O. Bond is payable from property taxes revenue. This is to finance the District's Water System Improvements as outlined in the 2010 Master Plan and Amendments to the Master Plan; refinance outstanding borrowings to reduce costs to taxpayers; and to pay for the District's share of the City of Toledo's capital costs associated with providing water to the District. On June 13, 2012, the District issued a \$5 million General Obligation Bond. Part of the Bond proceeds was used to refinance two Revenue Bonds which lowered the interest rate to 3.22% from 6.5%. The remaining Bond proceeds funded the construction of Phase 1 and Phase 2 of the District's Water System Improvements. The District has a \$6.5 million remaining General Obligation Bond Authority which will be issued in the future to finance a portion of the District's Phase IV Beaver Creek Primary Source Water Project.

The District received notification on May 9, 2014 from the United States Department of Agriculture Rural Development (USDA-RD) program coordinator, through a Letter of Condition (LOC) that the District's application for funding in the amount of \$6,000,045 was approved. The application requested federal assistance towards the completion of the District's Phase 3 Capital Improvements. The USDA-RUS loan funds are not to exceed \$3,451,000 with a grant amount not to exceed \$2,549,045. The loan amount which was closed on November 2017 will be payable over a period of 25 years from property taxes. The annual payment will be \$174,207 with an interest of rate 1.875%. Proceeds from USDA loan and grants were used to fund Phase 3 Improvements which include distribution system looping, pipeline replacement, upsizing pipeline diameter in some areas with insufficient fire flow or pressure, installation of Pressure Reducing Valves (PRVs) to reduce supply pressure in low lying elevations to increase fire flow capacity and to install an Automated Meter Reading (AMI) System. The distribution system looping, pipe replacement and AMI projects have been completed. The remaining grant fund will be used to complete the installations of two PRVs.

The current financial condition, staff capabilities, operating and Capital Improvement Plans (CIP) to meet anticipated growth within the service area, are well balanced and under control.

Part of the philosophy of the District has been to maintain a program of small annual rate increases to lessen the need for large one-time increases, and to meet the anticipated annual increases from the District's wholesale water supplier. The District increased the water rates for fiscal year 2017-18 to fund the increase in wholesale water rate increase per 1,000 gallons from \$3.35 to \$3.40 effective February 8, 2018. The District can expect wholesale water rate adjustments annually from the City of Toledo to cover the cost of providing wholesale water

to the District. It has been the general practice of the SRWD Board of Commissioners to pass along increases in the purchase of wholesale water to district customers.

Operating expenses are Payroll and Benefits, Water Purchase, Maintenance and Repairs, General and Administrative, and Depreciation. They combined for a net increase of \$199,931 over the prior year and Net Operating loss increase of 65% over the prior year, due to the increase in Payroll and Benefits. Net Position increased by \$2,276,602 due primarily to the completion of the City of Toledo's Capital Improvements, so the District did not have to make any contribution to its share of project cost and the completion of Phase 3 – Automated Meter Integration (AMI) System.

Capital Assets and Debt Administration

Capital Assets

Seal Rock Water District's investment in capital assets as of June 30, 2018 is \$20.25 million (net of depreciation). This investment in capital assets includes land, buildings, reservoirs, pipelines, pump stations, automotive, and maintenance and office equipment. The District's total investment in capital assets increased by 7.76% compared to the prior year. This figure includes the newly completed Phase 3 projects Schedule 1 and Schedule 2 which included distribution system looping, pipeline replacement, upsizing pipeline diameter to improve pressure and fire flow in various locations of the District and the completion of the Automated Meter Integration (AMI) Project.

Major capital asset events during the current fiscal year included the following:

The District's application for funding Phase 3 projects was approved by USDA. Civil West Engineering completed the Preliminary Engineering Report (PER) and Environmental Report (ER) required by USDA as part of the District's application for funding. These reports have been submitted to USDA-RD for their engineer's review and approval. Phase 3 projects include distribution system looping, pipeline replacement, upsizing pipeline diameter in some areas with insufficient fire flow or pressure, installation of Pressure Reducing Valves (PRVs) to reduce supply pressure in low lying elevations to increase fire flow capacity and to install an Automated Meter Integration system.

Current year expenditures were primarily related to the cost of completing a portion of USDA-RD funded Phase 3 improvements and engineering fees for the contract award and completion of the District's Automated Meter Integration (AMI) project.

AMI Integration project was successfully completed on July 29, 2018 and placed into full operation with exception of the Customer Portal, which is scheduled for implementation by District staff in early 2019. Working with a small surplus of available grant funds left over from Phase 3 improvements, the District approved Change Order No. 3 for the installation of 2 new Pressure Reducing Valves (PRVs) to be installed in the Bayshore Community and the Sandpiper Community. Installation of both PRVs is scheduled for February 2019. However, delays for this work are experienced due to the Federal Government Shutdown.

On February 15, 2018 the District entered into a financial agreement with Oregon Business Development Department (OBDD) through the States Safe Drinking Water Revolving Loan Fund (SDWRLF) Program to fund a portion of the District's Phase 4 Primary Source Water Improvements Project. Phase 4 improvements consist of developing a primary source water intake, raw water transmission system, and membrane water treatment facility. Conditions of the finance agreement include a loan in the amount of \$2,451,000 and a forgivable loan (grant) amount of \$1,030,000. Terms of the loan amount include a 1.00% interest rate, and the life of the loan is 30 years. In March 2016 the SRWD Board of Commissioners approved a scope of engineering services agreement with Jacobs Engineering to begin Phase 4 Final Design and Membrane Treatment Equipment purchase. Proceeds of the loan provided by OBDD are being used to finance Phase 4 final design.

Long Term Debt

At the end of the fiscal year, Seal Rock Water District had long-term debt outstanding of \$13,260,385. \$1,293,235 of this is secured by revenue bonds, \$1,725,107 is notes payable and \$10,242,043 (includes bond premium of \$163,613) is general obligation bonds payable from property tax revenue. There is a portion of this debt that is payable within the next fiscal year, therefore, classified as current debt of \$540,710.

The District issues bonds to fund capital improvements or to refinance existing bonds at more advantageous interest rates.

Economic Factors and Next Year's Budget and Finances

The District adopted a budget of \$19,345,748 for fiscal year 2018-19. The following circumstances were known by the District at the time the financial statements were prepared and audited.

- PERS employer contribution rates for fiscal year 2017-18 are 17.21% for Tier 1/Tier 2 and 10.71% for OPSRP.
- Health Insurance Premium continues to increase.
- The District completed its contract negotiation with the City of Toledo effective December 21, 2012 through June 30, 2037. The wholesale rate decreased from \$3.40 to \$3.24 per 1,000 gallons as of January 2019. The decrease is a result of percentage of water used by the District affecting the methodology for calculating the annual wholesale water rate by the City of Toledo. On January 28, 2019, the District received an email notifying the District that the city had miscalculated the rate approved on January 1, 2019. That notification advised the District of the city's intent to submit to the City Council on February 6, 2019, a "Request for Council Action" to raise the water rate to be charged to the District from \$3.24 to \$3.89 per 1,000 gallons effective March 1, 2019. In response to this notification and proposed action, the District convened a meeting with City of Toledo Representatives to discuss a settlement agreement. On February 19, 2019 both parties met and agreed to settle on the proposed rate of \$3.89 effective May 1, 2019.

- Pursuant to Section 3.2.4 of the 2012 Water Purchase Agreement, the Seal Rock Water District Board of Commissioners adopted a resolution terminating the 2012 Water Purchase Agreement effective October 31, 2020. Pursuant to Sections 6.2.1.1.2, and Section 6.2.2.3, the District will no longer be obligated to fund future major or minor capital improvements related to the delivery of water to the District effective on the date the letter was received. A hand delivered notice was presented to the City Manager on October 30, 2017.
- Because the District has supported Toledo capital improvements totaling more than \$2.4M in the past 3 years, and because there exists a delivery system between the District and the City, the District Board of Commissioners approved to enter into negotiations for future provision of water to and from the City. The potential exists that long-term benefits for the City and the District could be recognized through collaboration. Ongoing discussions with the City of Toledo continue and the District has attended several City Council Meetings to provide information related to District improvements.
- The District staff and engineers successfully completed installation of the Automated Meter Integration (AMI) system. AMI Metering project was awarded to Ferguson Enterprises for the installation of Sensus metering technology with a Notice to Proceed approved by the SRWD Board of Commissioners and issued on September 8, 2017. Completion date for the AMI project was July 29, 2018. The total project cost including engineering cost is \$1,539,626. By transitioning to AMI technology meters, the District will eliminate manual meter reading, will reduce re-read requests due to erroneous meter readings, and will ultimately reduce the operating costs of the water system by reducing the number of man-hours required to read and process meter recordings.
- On December 1, 2017, the District presented Phase 4 Beaver Creek Source Water Improvements Project before the Oregon Business Development Department (OBDD) Infrastructure Finance Authority (IFA) Board of Commissioners. As a result, the District received approval for project funding in the amount of \$3,481,000.00 through Oregon State Safe Drinking Water Revolving Loan Fund (SDWRLF) Program. SDWRLF package includes a loan in the amount of \$2,451,000 at 1% interest rate for 30 years, and \$1,030,000.00 in forgivable loan (grant).
- Because USDA only finances loans for system improvements that the District owns, it became necessary to obtain separate financing to fund the District's share of Toledo Phase-2 improvements completed in the fall of 2015. As such the District Board of Commissioners approved a resolution on April 9, 2015 to execute a line-of-credit (LOC) in the amount of \$2 million to meet this obligation.
- The original LOC with Key Bank, used to finance the District's share of Toledo Improvements was refinanced with Cashmere Valley Bank in February 2017. \$383,500.00 remains available as a line- of-credit.
- Consideration is being given to the potential for using the remaining LOC funding to support the preliminary engineering design for the District's Phase 4 Source Water

Improvements on Beaver Creek. The proposed project includes constructing an advance membrane treatment facility on District owned property located in the Makai community. Other elements of the project include constructing a 1.5 miles raw water supply pipeline from the intake site on Beaver Creek to the Makai tank site. Phase 4 conceptual design was completed by ch2m Engineering (Jacobs) consultants. The estimated cost to complete Phase 4 improvements is \$12.825M.

Under the authority of the SRWD Board of Commissioners, District staff have been working with consultants to evaluate the development of a primary source of water for the District. Planning documents completed and adopted by the Board include: *Reconnaissance Level Source Water Study* adopted by the SRWD Board of Commissioners in March 2015; *Phase IV Conceptual Design Report for the SRWD Beaver Creek Water Supply*, adopted by the Board in September 2016; *Preliminary Engineering Report*; and *Environmental Report* both completed in May 2017, and adopted by the SRWD Board. The Board authorized staff to apply for funding through the United States Department of Agriculture, Rural Development (USDA-RD) funding program to fund a portion of Phase 4 improvements in the amount of \$9,344,000. The application for funding is currently in underwriting and pending the results of the Biological Opinion from National Marine Fisheries Services and USDA-RD.

All of these factors were considered in preparing the Seal Rock Water District's budget for 2018-19.

The following tables represent relevant historic tax information for the District.

**SEAL ROCK WATER DISTRICT
TAX RATE HISTORY AND TAX COLLECTION RECORD**

Fiscal Year	Real Market Value(1)	Taxable Assessed Value(2)	Net Tax Imposed	Billing Rate Per \$1,000 of Taxable Assessed Value	Bond Levy Rate Per \$1,000 of Assessed Value (3)	Percentage Collected	
						Year of Levy (4)	as of 11/30/2018
2018-19	856,241,708	676,620,410	853,360	0.1259	1.1384	In Process of Collection	87.31%
2017-18	852,959,535	635,866,995	1,059,581	0.1259	1.5021	96.90%	98.00%
2016-17	787,299,983	619,210,470	663,436	0.1259	0.9487	96.89%	98.78%
2015-16	663,486,573	597,760,160	623,764	0.1259	0.9225	96.37%	98.92%
2014-15	704,621,926	609,717,600	630,683	0.1259	0.9127	96.36%	99.56%
2013-14	696,506,325	574,993,497	727,905	0.1259	1.1000	95.78%	99.64%
2012-13	746,917,907	571,208,327	797,076	0.1259	1.2264	95.30%	99.71%

- (1) Value represents the Real Market Value of taxable properties, including special assessed properties such as farms. This value is also commonly referred to as the "Measure 5 value" by county assessors.
- (2) Assessed Value used to compute levy rates is the total Assessed Value of property in the District, excluding urban renewal and any other offsets.
- (3) Bond Levy Rate is the voter-approved levy rate for obligation bonds outside of the tax limitation measure.
- (4) In process of collection.

Source: Lincoln County Treasurer and Assessor, November 30, 2018

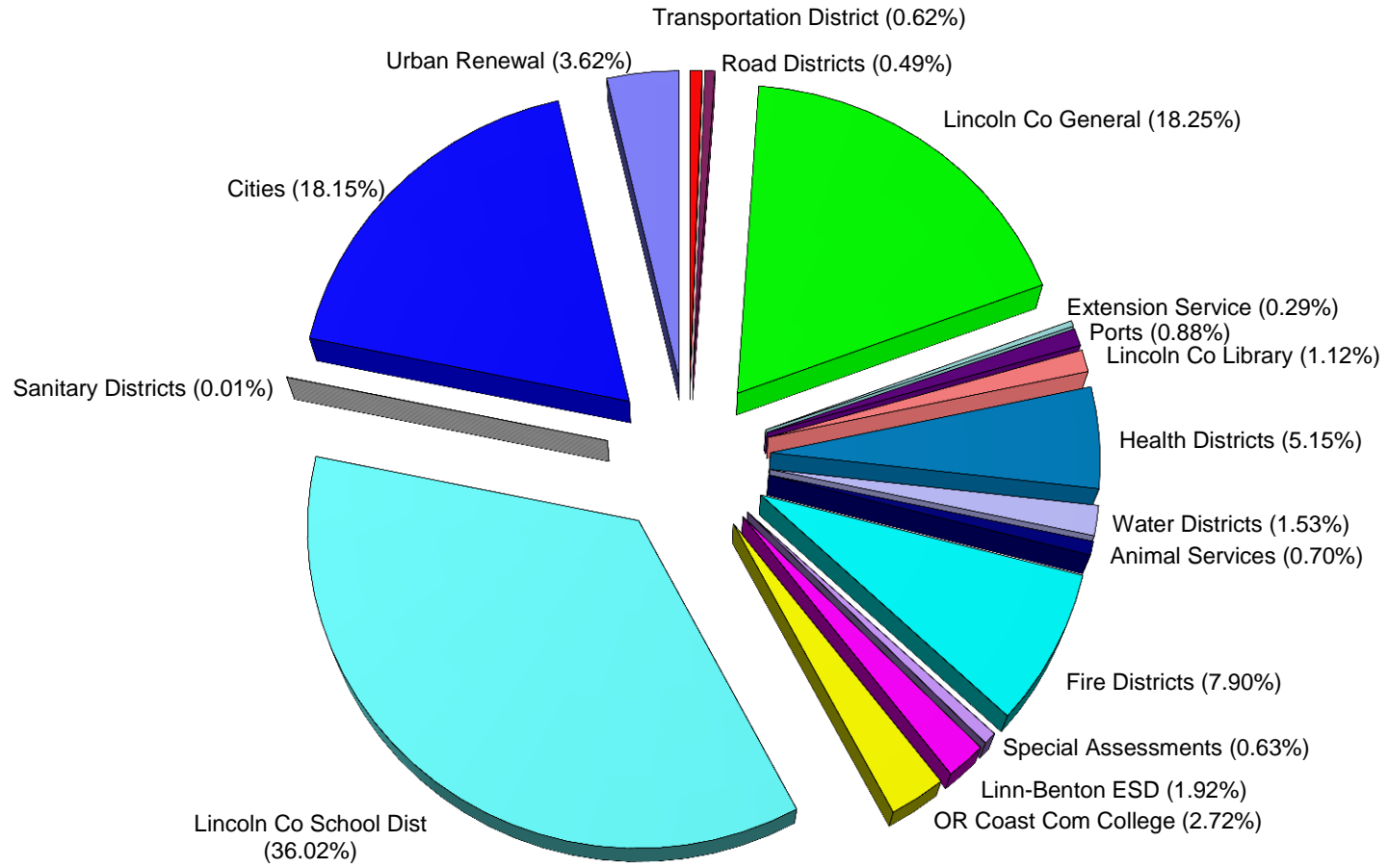
**LINCOLN COUNTY
MAJOR TAXPAYERS
FOR 2018-2019**

Owner of Record (Taxpayer)	Total Assessed Value	% of Total County Assessed Value	Taxes Imposed	% of All Countywide Taxes Imposed
Georgia Pacific Toledo LLC	\$206,046,600	2.60%	\$3,216,098	2.70%
Central Lincoln PUD	98,434,000	1.24%	1,451,251	1.22%
Northwest Natural Gas Co.	53,943,000	0.68%	871,665	0.73%
Weyerhaeuser	64,104,190	0.81%	774,522	0.65%
Charter Communications	40,227,300	0.51%	663,003	0.56%
Devil's Lake Road LLC	38,846,670	0.49%	649,753	0.55%
Worldmark The Club	41,647,880	0.53%	536,789	0.45%
Century Link	35,505,000	0.45%	515,987	0.43%
Nestucca Forests LLC	34,756,070	0.44%	426,973	0.36%
Pacificorp	21,366,000	0.27%	293,015	0.25%
Total Top Ten Tax Payers in the County	\$634,876,710	8.00%	\$9,399,056	7.89%
Remaining County Taxpayers	7,296,700,218	92.00%	109,704,584	92.11%
Total County	\$7,931,576,928	100.00%	\$119,103,640	100.00%

Requests for Information

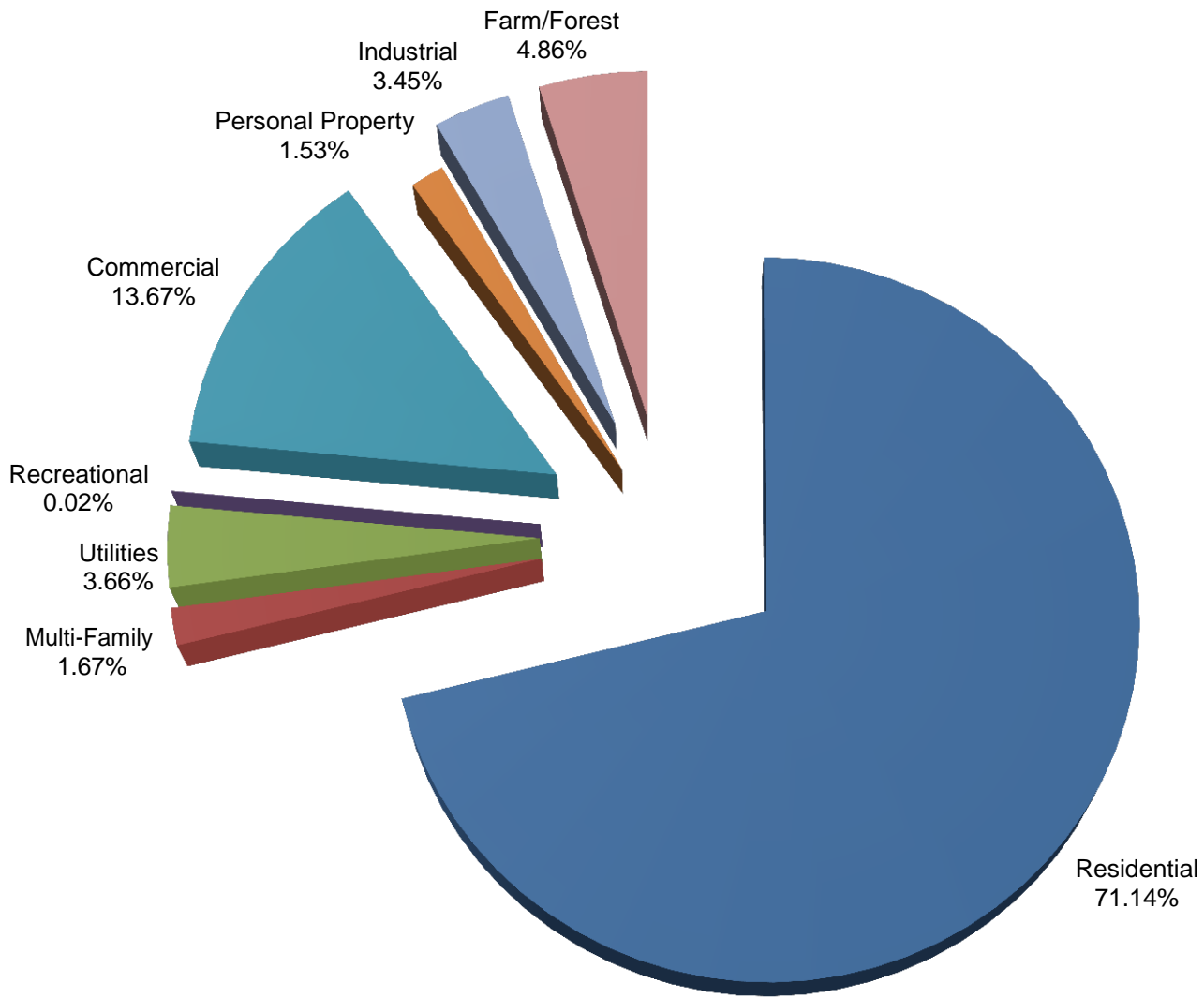
The financial report is designed to provide a general overview of Seal Rock Water District's finances for all those with an interest in the District's finances. Questions concerning any of the information provided in this report or requests for additional information should be addressed to the Office Manager, Seal Rock Water District, P.O. Box 190, Seal Rock, Oregon 97376.

LINCOLN COUNTY 2018-2019 YOUR TAX DOLLAR DISTRIBUTION



III

WHO PAYS LINCOLN COUNTY PROPERTY TAXES
2018-2019



AIX

Supplemental Continuing Disclosure Information
Seal Rock Water District
November 30, 2018

General Obligation Debt	2017-18	2018-19
Real Market Value	852,959,535	856,241,708
General Obligation Debt Capacity (10.0% of RMV)	85,295,954	85,624,171
Outstanding Obligations Subject to Limitation ⁽¹⁾	10,512,931	10,040,726
Remaining General Obligation Debt Capacity	74,783,023	75,583,445
Percent of Remaining Debt Capacity/Total Debt Capacity	87.67%	88.27%
Percent of Outstanding Obligation/Total Debt Capacity	12.33%	11.73%
Percent of Outstanding Obligation/Real Market Value	1.23%	1.17%

Source : the District

Consolidated Tax Rates Per \$1,000
TAX CODE AREA: 326 (AV \$163,939,110)
REPRESENTS 24.22% OF DISTRICT'S ASSESSED VALUE ON ROLL

Fiscal Year	Real Market Value ⁽¹⁾	Taxable Assessed Value ⁽²⁾	Net Tax Imposed	Billing Rate Per \$1,000 of Taxable	Bond Levy Rate Per \$1,000 of Assessed Value ⁽³⁾	Consolidated Rate	Percent Collected as of	
							Year of Levy	11/30/2018
2018-19	856,241,708	676,620,410	853,360	0.1259	1.1384	1.2643	In process of collection	87.31%
2017-18	852,959,535	635,866,995	1,059,518	0.1259	1.5021	1.6280	96.90%	98.00%
2016-17	787,299,983	619,210,470	663,436	0.1259	0.9487	1.0746	96.89%	98.78%
2015-16	663,486,573	597,760,160	624,764	0.1259	0.9225	1.0484	96.37%	98.92%
2014-15	704,621,926	609,717,600	630,683	0.1259	0.9127	1.0386	96.36%	99.56%
2013-14	696,506,325	574,993,497	727,905	0.1259	1.1000	1.2259	95.78%	99.64%
2012-13	746,917,907	571,208,327	797,076	0.1259	1.2264	1.3523	95.30%	99.71%

(1) Value represents the Real Market Value of taxable properties, including special assessed properties such as farms. This value is also commonly referred to as the "Measure 5 value" by county assessors.

(2) Assessed Value used to compute levy rates is the total Assessed Value of property in the District, excluding urban renewal and any other offsets.

(3) Bond Levy Rate is the voter-approved levy rate for obligation bonds outside of the tax limitation measure.

Source: Lincoln County Treasurer and Assessor

Seal Rock Water District
Outstanding Debt Obligations
As of November 30, 2018

Outstanding Debt	Date of Issue	Date of Maturity	Amount Issued	Outstanding Principal Amount
Revenue Obligations				
Water Revenue Installment Bonds (US Department of Agriculture)	6/1/2012	6/1/2042	1,505,000	1,293,232
Notes Payable - IFA	12/1/2016	12/1/2023	126,285	108,607
Notes Payable - Cashmere Valley Bank	4/19/2017	12/1/2030	1,616,500	1,616,500
Total Revenue Obligations			3,247,785	3,018,339
General Obligation Bonds				
General Obligation Bonds, Series 2011	10/27/2011	10/27/2041	1,626,200	1,389,227
General Obligation Bonds, Series 2012	6/13/2012	6/1/2032	5,000,000	3,560,000
General Obligation Bonds, Series 2013	2/27/2013	6/1/2036	2,075,000	1,750,000
General Obligation Bonds, Series 2016	12/1/2016	12/1/2041	3,451,000	3,341,499
Total General Obligations			12,152,200	10,040,726
Total Outstanding Obligations			\$15,399,985	\$13,059,065

Source: The District.

SEAL ROCK WATER DISTRICT, OREGON

STATEMENT OF NET POSITION - PROPRIETARY FUNDS
as of June 30, 2018

ASSETS

Current assets

Cash and cash equivalents	\$ 2,404,294
Accounts receivable	581,950
Property taxes receivable	70,191
Prepaid expense	48,681
Inventory	203,059
Note receivable	30,411
Total current assets	<u>3,338,586</u>

Noncurrent assets

Prepaid bond insurance	22,301
Note receivable, long-term	680,378
Total noncurrent assets	<u>702,679</u>

Capital assets

Land	400,729
Construction in progress	721,562
Plant and equipment (net of depreciation)	19,132,690
Total capital assets	<u>20,254,981</u>

Total assets 24,296,246

Deferred outflows of resources - pension contributions

Total assets and deferred outflows of resources 24,549,429

LIABILITIES

Current liabilities

Accounts payable	142,744
Compensated absences	56,798
Unearned revenue	67,238
Accrued interest payable from restricted	99,979
Current portion of long-term debt, payable from restricted	540,711
Total current liabilities	<u>907,470</u>

Long-term liabilities

Loans	1,707,423
Net pension liability	663,408
Revenue bond, net	1,254,466
General Obligation bonds, net	9,757,785
Total long-term liabilities	<u>13,383,082</u>

Total liabilities 14,290,552

Deferred inflows of resources - pension

Total liabilities and deferred inflows of resources 14,316,065

NET POSITION

Net invested in capital assets	6,994,596
Restricted	
Debt service	477,613
Construction	893,671
Unrestricted	<u>1,867,484</u>
Total net position	<u>\$ 10,233,364</u>

The notes to the financial statements are an integral part of this statement.

SEAL ROCK WATER DISTRICT, OREGON

**STATEMENT OF REVENUES, EXPENSES AND CHANGES IN NET
POSITION - PROPRIETARY FUNDS for the Year Ended June 30, 2018**

OPERATING REVENUES	
Water service pledged as security for revenue bonds	\$ 1,774,367
Hookups	54,175
Miscellaneous income	<u>12,305</u>
Total operating revenues	<u>1,840,847</u>
OPERATING EXPENSES	
Payroll and benefits	880,740
Water purchase	370,914
Maintenance and repairs	126,889
General and administrative	103,692
Professional services	68,700
Depreciation	<u>590,534</u>
Total operating expenses	<u>2,141,469</u>
OPERATING INCOME (LOSS)	<u>(300,622)</u>
NONOPERATING REVENUES (EXPENSES)	
Interest income	54,622
Property taxes	1,004,919
Boundary withdrawal income	33,044
Grants	1,780,822
Interest expense	<u>(386,745)</u>
Total nonoperating revenues (expenses)	<u>2,486,662</u>
Income (loss) before contributions	2,186,040
CAPITAL CONTRIBUTIONS	<u>90,562</u>
Change in net position	<u>2,276,602</u>
NET POSITION - Beginning of year	7,266,821
Prior period adjustment	<u>689,941</u>
NET POSITION - Beginning of year, restated	<u>7,956,762</u>
NET POSITION - End of year	<u>\$ 10,233,364</u>

The notes to the financial statements are an integral part of this statement.

SEAL ROCK WATER DISTRICT, OREGON

STATEMENT OF CASH FLOWS - PROPRIETARY FUNDS
for the Year Ended June 30, 2018

CASH FLOWS FROM OPERATING ACTIVITIES	
Cash receipts from customers	\$ 1,803,693
Cash payments for goods and services	(588,769)
Cash payments for employees and benefits	(819,153)
Net cash provided (used) by operating activities	<u>395,771</u>
 CASH FLOWS FROM NONCAPITAL FINANCING ACTIVITIES	
Property taxes	991,334
Grants	1,351,292
Note receivable receipts	29,152
Net cash provided (used) by noncapital financing activities	<u>2,371,778</u>
 CASH FLOWS FROM CAPITAL AND RELATED FINANCING ACTIVITIES	
Acquisition and construction of capital assets	(2,049,954)
Principal paid on debt	(537,536)
Interest paid on debt	(359,306)
Capital contributed by customers	90,562
Net cash provided (used) by capital and related financing activities	<u>(2,856,234)</u>
 CASH FLOWS FROM INVESTING ACTIVITIES	
Interest on investments	<u>54,622</u>
Net increase (decrease) in cash and cash equivalents	(34,063)
Cash and cash equivalents - Beginning of year (restricted \$1,119,580)	<u>2,438,357</u>
Cash and cash equivalents - End of year (restricted \$1,200,511)	<u>\$ 2,404,294</u>
 RECONCILIATION OF OPERATING INCOME TO NET CASH PROVIDED (USED) BY OPERATING ACTIVITIES	
Operating income (loss)	\$ (300,622)
Adjustments to reconcile operating income (loss) to net cash provided by operating activities	
Depreciation	590,534
(Increase) decrease in operating assets	
Pension related accounts	75,282
Accounts receivable	(37,154)
Inventory	(18,541)
Prepaid expense	(475)
Increase (decrease) in operating liabilities	
Accounts payable	81,426
Accrued compensated absences	12,101
Unearned revenue	(6,780)
Net cash provided (used) by operating activities	<u>\$ 395,771</u>

The notes to the financial statements are an integral part of this statement.

SEAL ROCK WATER DISTRICT, OREGON

NOTES TO FINANCIAL STATEMENTS as of June 30, 2018

NOTE 1 - SUMMARY OF SIGNIFICANT ACCOUNTING POLICIES

Seal Rock Water District (District) prepares its financial statements in accordance with Generally Accepted Accounting Principles (GAAP) as applied to governmental units. The Governmental Accounting Standards Board (GASB) is responsible for establishing GAAP for state and local governments through its pronouncements (statements and interpretations).

The more significant of the District's accounting policies are described below.

Reporting Entity

The District is a municipal corporation and is exempt from federal income taxes. The District operates under the laws of the State of Oregon for the purpose of providing water service to customers within the boundaries of the District. There are five commissioners elected for terms of four years. The elections are held on odd numbered years with terms expiring on a staggered basis.

There are various other governmental agencies and special service districts which provide services within the District's boundaries. However, the District is not financially accountable for any of these entities and accordingly, their financial information is not included in these financial statements.

Basis of Accounting and Presentation

The District is considered to be a single enterprise similar to a commercial entity for financial reporting purposes. Accordingly, these financial statements are maintained on the flow of economic resources measurement focus using the accrual basis of accounting utilizing accounting principles applicable to commercial enterprises. Under the accrual basis of accounting, revenues are recognized when earned and expenses are recognized when liabilities are incurred.

Deposits and Investments

The District's cash and cash equivalents are considered to be cash on hand, demand deposits and short-term investments with original maturities of three months or less from the date of acquisition. For purposes of the statement of cash flows, the proprietary funds considered all highly liquid investments with a maturity of three months or less when purchased are considered to be cash equivalents.

The District's investment policies are governed by Oregon statutes. The statutes authorize the District to invest primarily in general obligations of the U.S. Government and its agencies, certain bonded obligations of Oregon municipalities, bank repurchase agreements, bankers' acceptances, high-grade commercial paper and the State Treasurer's Local Government Investment Pool (LGIP). See Note 3.

Inventory

Inventories are valued at cost, which approximates market value, using the first-in/first-out (FIFO) method. The cost of governmental fund type inventories are recorded as expenditures when consumed rather than when purchased.

Restricted Assets

Cash and receivables held in the Debt Service, RD Requirement Reserve, and Revenue Bond are classified as restricted assets on the Statement of Net Position as their use is limited to servicing debt and construction.

SEAL ROCK WATER DISTRICT, OREGON

NOTES TO FINANCIAL STATEMENTS
as of June 30, 2018

NOTE 1 - SUMMARY OF SIGNIFICANT ACCOUNTING POLICIES - Continued

Restricted Assets

When both restricted and unrestricted resources are available for use, it is the District's policy to use restricted resources first, then unrestricted resources as they are needed.

Capital Assets

Capital assets, which include property, plant, equipment, and infrastructure (e.g. streets, roads, sidewalks and similar public domain items) are reported in the applicable governmental activities columns in the government-wide financial statements. Capital assets are defined in the District's capitalization policy as having a historic cost or fair value in excess of \$2,500 and an estimated useful life in excess of one year. Such assets are recorded at historical cost or estimated historical cost if purchased or constructed. Donated assets are valued at their estimated fair value at the date of the donation.

Additions, improvements and other capital outlays that significantly improve the useful life or increase the capacity of an asset are capitalized. Other costs incurred for maintenance and repairs are expensed. Major outlays for capital assets and improvements are capitalized as projects are constructed. Interest incurred during the construction phase of capital assets of business-type activities is included as part of the capitalized value of the assets constructed.

Capital assets are depreciated using the straight-line method over the following estimated useful lives.

Buildings and structures	50 years
Equipment	5 - 25 years
Vehicles	5 years
Infrastructure	50 years

Compensated Absences

It is the District's policy to permit employees to accumulate earned but unused personal time off (PTO). All PTO pay is accrued when incurred in the government-wide and proprietary fund financial statements. A liability for these amounts is reported in governmental funds only if they have matured, for example, as a result of employee resignation and retirement.

Interfund Transactions

Transactions that constitute reimbursements to a fund for expenses initially made from it that are properly applicable to another fund are recorded as expenses in the reimbursing fund and as reductions of expenses in the fund that is reimbursed. All other interfund transactions are reported as transfers. Nonrecurring or nonroutine permanent transfers of equity are reported as residual equity transfers. All other interfund transfers are reported as operating transfers.

Transactions between funds that are representative of lending/borrowing arrangements outstanding at the end of the fiscal year are referred to as either "interfund receivables/payables" (i.e., the current portion of interfund loans) or "advances to/from other funds" (i.e., the non-current portion of interfund loans). All other outstanding balances between funds are reported as "due to/from other funds."

SEAL ROCK WATER DISTRICT, OREGON

NOTES TO FINANCIAL STATEMENTS as of June 30, 2018

NOTE 1 - SUMMARY OF SIGNIFICANT ACCOUNTING POLICIES - Continued

Pensions

In accordance with GASB Statement 68, *Accounting and Financial Reporting for Pensions - an Amendment of GASB Statement 27*, the District's net pension (asset)/liability, deferred outflows of resources and deferred inflows of resources related to pensions, and pension expense, information about the fiduciary net position of the OPERS and additions to/deductions from OPERS's fiduciary net position have been determined on the same basis as they are reported by OPERS. For this purpose, benefit payments (including refunds of employee contributions) are recognized when due and payable in accordance with the benefit terms. Investments are reported at fair value.

Deferred Outflows/Inflows of Resources

In addition to assets, the statement of financial position will sometimes report a separate section for deferred outflows of resources. This separate financial statement element represents a consumption of net position that applies to future period(s) and so will not be recognized as an outflow of resources (expenditure/expense) until then. The District has one item that qualifies for reporting in this category, it's deferred amounts relating to pensions. This amount is deferred and recognized as an outflow of resources in the period when the District recognizes pension expense. Deferred outflows are included in the proprietary funds Statement of Net Position.

In addition to liabilities, the statement of financial position will sometimes report a separate section for deferred inflows of resources. This separate financial statement element represents an acquisition of net position that applies to future period(s) and so will not be recognized as an inflow of resources (revenue) until that time. The District has one item that qualifies for reporting in this category, it's deferred amounts relating to pensions. This amount is deferred and recognized as an inflow of resources in the period when the District's recognizes pension income. Deferred inflows are included in the proprietary funds Statement of Net Position.

Net Position

Net Position represents the difference between (a) assets and deferred outflows of resources and (b) liabilities and deferred inflows of resources in the District's financial statements.

Net position is divided into three components:

Net investment in capital assets - consists of the historical cost of capital assets less accumulated depreciation and less any debt that remains outstanding that was used to finance those assets plus deferred outflows of resources less deferred inflows of resources related to those assets.

Restricted net position - consists of assets that are restricted by the District's creditors, by enabling legislation, by grantors, and other contributors.

Unrestricted - all other net position is reported in this category.

Operating Revenues, Non-Operating Revenues and Operating Expenses

The District has defined operating revenues to include all service charges and other applicable charges for services directly attributable to providing water. Operating expenses are defined as those expenses directly related to providing the services reflected within operating revenues including depreciation and amortization. Non-operating revenues are revenues not directly attributable to the services provided. This includes investment interest, capital contributions, and gain (loss) on sale of capital assets.

SEAL ROCK WATER DISTRICT, OREGON

NOTES TO FINANCIAL STATEMENTS
as of June 30, 2018

NOTE 1 - SUMMARY OF SIGNIFICANT ACCOUNTING POLICIES - Continued

Tax Abatement

GASB Statement No. 77, *Tax Abatement Disclosures*, requires governments that enter into tax abatement agreements to disclose information about those agreements. The Port has not entered into any tax abatement agreements as of the end of the fiscal year. Therefore, there are no amounts to disclose.

Use of Estimates

The preparation of the financial statements in conformity with generally accepted accounting principles requires management to make estimates and assumptions that affect the amounts reported in the financial statements and accompanying notes. Actual results could differ from those estimates.

NOTE 2 - STEWARDSHIP, COMPLIANCE AND ACCOUNTABILITY

Budget Law and Practice

Pursuant to Oregon Local Budget Law, Oregon Revised Statutes Chapter 294.305 through 294.770, the District manages its operations through fund accounting. An operating budget is adopted prior to each fiscal year for all funds. The budget is adopted on the modified accrual basis. Under the modified accrual basis of accounting, revenues are recognized when they become susceptible to accrual (measurable and available to finance expenditures of the current period). Expenses are generally recognized when the related liability has been incurred. The exception is interest on general long-term debt, which is recognized when due.

Major functional categories identify the legal level of budgetary control above which expenditures are not authorized. The major functional categories are personnel services, materials and services, capital outlay, debt service, interfund transfers, and operating contingency. The Board of Commissioners may select a lower level of appropriations than the budget committee in which case the legal level of appropriation is stated in the appropriation resolution. The expenditure budget for the year is adopted through the appropriation resolution and only the Board may adjust appropriations. Appropriations lapse at the end of the fiscal year, June 30.

Overexpended

The Debt Service overexpended by \$60.

NOTE 3 - DEPOSITS AND INVESTMENTS

Cash, cash equivalents and investments as of June 30 are classified in the accompanying Statement of Net Position as follows:

	<u>Balance</u>
Cash and cash equivalents	\$ 1,203,783
Cash and cash equivalents - restricted	<u>1,200,511</u>
Total cash, cash equivalents and investments	<u>\$ 2,404,294</u>

SEAL ROCK WATER DISTRICT, OREGON

NOTES TO FINANCIAL STATEMENTS
as of June 30, 2018

NOTE 3 - DEPOSITS AND INVESTMENTS - Continued

Cash, cash equivalents and investments as of June 30 consist of the following:

	<u>Balance</u>
Petty cash	\$ 800
Deposits with financial institutions	1,608,289
Investments - external investment pool	<u>795,205</u>
Total	<u>\$2,404,294</u>

Restricted cash represents funds for debt retirement of \$410,950 and construction of \$789,561.

Deposits

At the end of the fiscal year, the District's total deposits with financial institutions have a bank value of \$1,730,862.

Custodial credit risk is the risk that in the event of a bank failure, the government's deposits may not be returned to it. For deposits in excess of federal depository insurance, the Oregon Legislature Assembly passed House Bill 2901 effective July 1, 2008 eliminates the requirement of certificates of participation and created a shared liability structure of qualified depositories. At year end, \$250,000 of the District's deposits were insured by the FDIC and the remaining balance was in a qualified depository bank, Umpqua Bank.

Investments

At year end, the District has total funds of \$795,205 (fair value) in the Local Government Investment Pool.

Interest rate risk

Interest rate risk is the risk that changes in interest rates will adversely affect the fair value of an investment. The District does not have a formal investment policy that limits investment maturities as a means of managing its exposure to fair value losses arising from increasing interest rates.

The Oregon State Treasurer maintains the Oregon Short Term Fund (OSTF), of which the Local Government Investment Pool (LGIP) is a part. Participation by local governments is voluntary. The State of Oregon investment policies are governed by statute and the Oregon Investment Council. In accordance with Oregon statutes, funds are invested as a prudent investor would do, exercising reasonable care, skill and caution. LGIP was created to offer a short-term investment alternative to Oregon local governments and it is not registered with the U.S. Securities and Exchange Commission. The investments are regulated by the OSTF and approved by the Oregon Investment Council. At the end of the fiscal year, the fair value of the District's deposits with the LGIP approximately equals the value of the pool shares. The OSTF financial statements are available at <http://ost.state.or.us>.

Investments in the LGIP are available upon demand (one day).

SEAL ROCK WATER DISTRICT, OREGON

NOTES TO FINANCIAL STATEMENTS as of June 30, 2018

NOTE 3 - DEPOSITS AND INVESTMENTS - Continued

Credit risk

Oregon Statutes limit investments to general obligations of U.S. government and its agencies, certain bonded obligations of Oregon municipalities, bank repurchase agreements, high-grade commercial paper and the State Treasurer's Local Government Investment Pool. The District has no investment policy that would further limit its investment choices. The LGIP is not subject to credit rating.

Concentration of credit risk

The District places no limit on the amount the District may invest in any one issuer.

NOTE 4 - RECEIVABLES

Receivables at June 30, consist of the following:

	<u>Balance</u>	<u>Unrestricted</u>	<u>Restricted</u>
Property taxes	\$ 70,191	\$ 6,930	\$ 63,261
Accounts receivable	152,420	152,420	0
Grants receivable	429,530	0	429,530
Total receivables	<u>\$ 652,141</u>	<u>\$ 159,350</u>	<u>\$ 492,791</u>

Accounts Receivable

Uncollected accounts receivable are deemed to be substantially collectible or recoverable through liens; therefore, no allowance for uncollectible accounts has been established.

Property Taxes

Property taxes are levied and become a lien on all taxable property as of July 1. Taxes are levied on November 15 with collection dates: November 15, February 15, and May 15. Discounts are allowed if the amount due is received by November 15. Taxes unpaid and outstanding on May 16 are considered delinquent, at which time the applicable property is subject to lien, and penalties and interest are assessed.

Uncollected property taxes are deemed to be substantially collectible or recoverable through liens; therefore, no allowance for uncollectible taxes has been established.

NOTE 5 - NOTE RECEIVABLE

In November 2007, the District entered into an Intergovernmental Urban Service Agreement (IGA) with the City of Newport transferring part of the District's service area in south beach to City of Newport for \$1,800,000 including interest at 6.5% for lost revenue, payable over 30 years with annual payments of principal plus interest totaling \$60,000. The properties in the South Beach service area continue to pay property taxes to the District for the outstanding bonded indebtedness.

In May 2014, Amendment No. 1 to the IGA clarified the boundaries of the service area and that the properties located in the service area are subject to taxes for bonded indebtedness.

SEAL ROCK WATER DISTRICT, OREGON

NOTES TO FINANCIAL STATEMENTS
as of June 30, 2018

NOTE 5 - NOTE RECEIVABLE - Continued

In March 2015, Amendment No. 2 to the IGA specified that the City of Newport's debt to the District for lost revenue plus the portion of the bonded indebtedness, excluding the 2013 refunding general obligation bond (originally the 2007 general obligation bond) for the withdrawn properties is \$1,800,000. The City of Newport's share of the 2013 refunding general obligation bond was calculated as \$55,322, which was paid in full on July 1, 2015. The remaining term for the bonds is 21 years.

	<u>Balance</u>	<u>Unrestricted</u>	<u>Restricted</u>
Note receivable, City of Newport	<u>\$ 710,789</u>	<u>\$ 610,550</u>	<u>\$ 100,239</u>

The note receivable maturity schedule is as follows:

Year Ending June 30	<u>Balance</u>	<u>Unrestricted</u>	<u>Restricted</u>
2019	\$ 30,411	\$ 24,427	\$ 5,984
2020	31,826	25,613	6,213
2021	33,300	26,856	6,444
2022	34,835	28,160	6,675
2023	36,536	29,527	7,009
2025-2029	205,242	170,583	34,659
2030-2034	235,950	216,480	19,470
2035-2039	95,998	88,904	7,094
2040-2043	<u>6,691</u>	<u>0</u>	<u>6,691</u>
Totals	<u>\$ 710,789</u>	<u>\$ 610,550</u>	<u>\$ 100,239</u>

NOTE 6 - CAPITAL ASSETS

Below is the major classes of capital assets:

	<u>7/1 Balance</u>	<u>Increases</u>	<u>Decreases</u>	<u>6/30 Balance</u>
Non-depreciable				
Land	\$ 400,729	\$ 0	\$ 0	\$ 400,729
Construction in progress	<u>536,227</u>	<u>185,336</u>	<u>0</u>	<u>721,563</u>
Total non-depreciable	<u>936,956</u>	<u>185,336</u>	<u>0</u>	<u>1,122,292</u>
Depreciable				
Building	1,955,647	18,169	0	1,973,816
Furn./equip./vehicles	644,156	268,573	(14,047)	898,682
Water system	<u>20,684,906</u>	<u>1,577,878</u>	<u>0</u>	<u>22,262,784</u>
Total depreciable	<u>23,284,709</u>	<u>1,864,620</u>	<u>(14,047)</u>	<u>25,135,282</u>

SEAL ROCK WATER DISTRICT, OREGON

NOTES TO FINANCIAL STATEMENTS
as of June 30, 2018

NOTE 6 - CAPITAL ASSETS - Continued

	<u>7/1</u> <u>Balance</u>	<u>Increases</u>	<u>Decreases</u>	<u>6/30</u> <u>Balance</u>
Accumulated depreciation				
Building	232,387	42,322	0	274,709
Equipment	582,553	45,276	(14,047)	613,782
Water system	<u>4,611,165</u>	<u>502,936</u>	<u>0</u>	<u>5,114,101</u>
Total accum. depreciation	<u>5,426,105</u>	<u>590,534</u>	<u>(14,047)</u>	<u>6,002,592</u>
Total, net of depreciation	<u>17,858,604</u>	<u>1,274,086</u>	<u>0</u>	<u>19,132,690</u>
Capital assets, net	<u>\$18,795,560</u>	<u>\$ 1,459,422</u>	<u>\$ 0</u>	<u>\$20,254,981</u>

Depreciation expense for the year was \$590,534.

NOTE 7 - TRANSFERS

	<u>Transfers In</u>					
	<u>Total</u> <u>Transfers</u> <u>Out</u>	<u>Capital</u> <u>Projects</u> <u>Fund</u>	<u>Revenue</u> <u>Bond</u> <u>Res. Fund</u>	<u>RD Req.</u> <u>Reserve</u> <u>Fund</u>	<u>Water</u> <u>Source</u> <u>Imp. Fund</u>	<u>Depreciation</u> <u>Reserve</u> <u>Fund</u>
Transfer Out						
General Fund	<u>\$(547,950)</u>	<u>\$ 150,000</u>	<u>\$ 148,500</u>	<u>\$ 7,430</u>	<u>\$ 158,020</u>	<u>\$ 84,000</u>

The purpose of inter-fund transfers are primarily for building reserves for future capital expenditures and projects, and for payment of debt as required from operating revenue.

NOTE 8 - LONG-TERM DEBT

Revenue Bond

A revenue bond in the amount of \$1,505,000, payable from water system net operating revenues, was issued June 1, 2012. The bond is payable in annual installments of \$74,332 with interest at 2.75%, maturity 2042. Current balance is \$1,293,235.

The annual requirements to amortize the revenue bond is as follows:

<u>Fiscal Year</u> <u>Ending</u>	<u>Principal</u>	<u>Interest</u>	<u>Total Future</u> <u>Requirements</u>
6-30-19	\$ 38,769	\$ 35,564	\$ 74,333
6-30-20	39,835	34,498	74,333
6-30-21	40,930	33,402	74,332
6-30-22	42,056	32,277	74,333
6-30-23	43,212	31,120	74,332
2024-2028	234,554	137,109	371,663
2029-2033	268,628	103,034	371,662
2034-2038	307,652	64,009	371,661
2039-2042	<u>277,599</u>	<u>19,327</u>	<u>296,926</u>
Totals	<u>\$ 1,293,235</u>	<u>\$ 490,340</u>	<u>\$ 1,783,575</u>

SEAL ROCK WATER DISTRICT, OREGON

NOTES TO FINANCIAL STATEMENTS
as of June 30, 2018

NOTE 8 - LONG-TERM DEBT - Continued

Notes Payable

On April 19, 2017, the District established a line of credit with a maximum draw of \$2,000,000, with Cashmere Valley Bank. The note is a tax-exempt, non-revolving loan, with a maturity date of April 1, 2030. The current interest rate is 2.7% until April 1, 2020, when the rate will be calculated at 65.01% of the five year interest swap rate plus 1.45%. This rate will be used for five years and will be recalculated using the above formula for the final five years until maturity. Interest is payable on April 1 and October 1. Principal plus interest payments are due each April 1 and October 1, 2020 through 2030. The outstanding balance on the line of credit was \$1,616,500 at June 30, 2018.

On August 13, 2015, the Oregon Infrastructure Financing Authority approved a forgivable loan of \$20,000 and a long-term note with proceeds not to exceed \$130,000, at a rate of 1%, on a cost-reimbursement basis for Project S16002. The project was completed in December 2016 and funds received on January 26, 2017 totaled \$146,285. Requirements for the forgivable loan were met and \$20,000 was recorded as a grant in 2017. The loan portion totaled \$126,285 and is payable in annual payments of principal and interest beginning December 31, 2017 through 2023.

The annual requirements to amortize the notes payable are as follows:

Fiscal Year Ending	Principal	Interest	Total Future Requirements
6-30-19	\$ 17,683	\$ 44,732	\$ 62,415
6-30-20	84,955	44,554	129,509
6-30-21	154,958	41,647	196,605
6-30-22	158,860	37,744	196,604
6-30-23	162,866	33,739	196,605
2024-2028	801,803	105,960	907,763
2029-2030	<u>343,982</u>	<u>11,688</u>	<u>355,670</u>
Totals	<u>\$1,725,107</u>	<u>\$ 320,064</u>	<u>\$ 2,045,171</u>

General Obligation Bonds

General Obligation Bonds are direct obligations and pledge the full faith and credit of the government.

On October 27, 2011 the District issued a GO Bond for \$1,626,000 with a rate of 3.75%, maturing 2042. The current balance is \$1,426,931.

On June 13, 2012 the District issued a GO Bond for \$5,000,000 with a rate of 2 - 4%, maturing 2032. The current balance is \$3,560,000.

On February 13, 2015 the District issued a GO Refunding Bond for \$2,075,000 with a rate of 2-4%, maturing 2036. The current balance is \$1,750,000.

SEAL ROCK WATER DISTRICT, OREGON

NOTES TO FINANCIAL STATEMENTS
as of June 30, 2018

NOTE 8 - LONG-TERM DEBT - Continued

General Obligation Bonds

On December 1, 2016 the District issued a GO Bond for \$3,451,000 with a rate of 1.875%, maturing on December 1, 2041. Annual payments of principal plus interest total \$174,207, with a final payment of \$170,118. The current balance is \$3,341,499.

The annual requirements to amortize the general obligation bonds are as follows:

<u>Fiscal</u> <u>Year Ending</u>	<u>Principal</u>	<u>Interest</u>	<u>Total Future</u> <u>Requirements</u>
6-30-19	\$ 484,258	\$ 294,997	\$ 779,255
6-30-20	497,763	279,602	777,365
6-30-21	511,361	262,194	773,555
6-30-22	530,054	244,301	774,355
6-30-23	553,845	225,710	779,555
2024-2028	2,819,712	886,163	3,705,875
2029-2033	2,200,927	511,891	2,712,818
2034-2038	1,483,138	235,058	1,718,196
2039-2042	<u>997,372</u>	<u>63,178</u>	<u>1,060,550</u>
Totals	<u>\$10,078,430</u>	<u>\$3,003,094</u>	<u>\$ 13,081,524</u>

During the current year, the following changes occurred in long term debt:

	<u>7/1</u> <u>Balance</u>	<u>Additions</u>	<u>Payments</u>	<u>6/30</u> <u>Balance</u>	<u>Due in</u> <u>One Year</u>	<u>Interest</u> <u>Paid</u>
Revenue Bond	\$ 1,330,965	\$ 0	\$ 37,730	\$ 1,293,235	\$ 38,769	\$ 36,601
Notes payable	1,742,785	0	17,678	1,725,107	17,683	42,555
GO Bonds	<u>10,549,271</u>	<u>0</u>	<u>470,841</u>	<u>10,078,430</u>	<u>484,258</u>	<u>307,588</u>
Total	<u>\$13,623,021</u>	<u>\$ 0</u>	<u>\$ 526,249</u>	13,096,772	<u>\$ 540,710</u>	<u>\$ 386,744</u>
				Bond premium	<u>163,613</u>	
				Total	<u>\$13,260,385</u>	

SEAL ROCK WATER DISTRICT, OREGON

NOTES TO FINANCIAL STATEMENTS as of June 30, 2018

NOTE 9 - RETIREMENT BENEFITS

A. PENSION PLAN - Defined Benefit

Oregon Public Employees Retirement System (PERS)

Plan Description

Employees of the District are provided with pensions through the Oregon Public Employees Retirement System (OPERS) a cost-sharing multiple-employer defined benefit pension plan, the Oregon Legislature has delegated authority to the Public Employees Retirement Board to administer and manage the system. All benefits of the System are established by the legislature pursuant to ORS Chapters 238 and 238A. Tier One/Tier Two Retirement Benefit plan, established by ORS Chapter 238, is closed to new members hired on or after August 29, 2003. The pension Program, established by ORS Chapter 238A, provides benefits to members hired on or after August 29, 2003. OPERS issues a publicly available Comprehensive Annual Financial Report (CAFR) and Actuarial Valuation that can be obtained by writing to: Oregon PERS, PO Box 23700, Tigard OR 97281-3700 or at: <http://www.oregon.gov/pers/EMP/Pages/Actuarial-Financial-Information.aspx> .

1. PERS Tier One/Tier Two Pension (Chapter 238)

Pension Benefits - The OPERS retirement allowance is payable monthly for life. It may be selected from 13 retirement benefit options including survivorship benefits and lump-sum refunds. The basic benefit is based on years of service and final average salary. A percentage (2.0 and 1.67 percent for police/fire members and general service members respectively) is multiplied by the number of years of service and the final average salary. Benefits may also be calculated under either a formula plus annuity (for members who were contribution before August 21, 1981), or a money match computation if a greater benefit results.

A member is considered vested and will be eligible at minimum retirement age for a service retirement allowance if he or she has had a contribution in each of five calendar years or had reached at least 50 years of age before ceasing employment with a participating employer (ages 45 and 55 for police/fire members and general service members respectively). Participants are eligible for retirement after reaching ages 50 and 55 for police/fire members and general service members respectively. Tier One general service member benefits are reduced if retirement occurs prior to age 58 with fewer than 25 years of service, Tier Two members are eligible for full benefits at age 60. The ORS Chapter 238 Defined Benefit Pension Plan is closed to new members hired on or after August 29, 2003.

Death Benefits - Upon the death of a non-retired member, the beneficiary receives a lump-sum refund of the member's account balance (accumulated contributions and interest). In addition, the beneficiary will receive a lump-sum payment from employer funds equal to the account balance, provided that one or more of the following conditions is met:

1. The member was employed by a OPERS employer at the time of death,
2. The member died within 120 days of after termination of OPERS-covered employment,
3. The member died as a result of injury sustained while employed in a OPERS-covered job, or
4. The member was on an official leave of absence from an OPERS-covered job at the time of death.

SEAL ROCK WATER DISTRICT, OREGON

NOTES TO FINANCIAL STATEMENTS as of June 30, 2018

NOTE 9 - RETIREMENT BENEFITS - Continued

A. PENSION PLAN - Defined Benefit

Oregon Public Employees Retirement System (OPERS)

1. PERS Tier One/Tier Two Pension (Chapter 238)

Disability Benefits - A member with 10 or more years of creditable service who becomes disabled from other than duty-connected causes may receive a non-duty disability benefit. A disability resulting from a job related injury or illness qualifies a member (including PERS judge members) for disability benefits regardless of the length of PERS-covered service. Upon qualifying for either a non-duty or duty-related disability, service time is computed to ages 55 and 58 for fire members and general service members respectively when determining the monthly benefit.

Benefit Changes After Retirement - Members may choose to continue participation in a variable equities investment account after retiring and may experience annual benefit fluctuations due to changes in the market value of equity investments. Under ORS 238.360, monthly benefits are adjusted annually through cost-of-living adjustments (COLA). The COLA is capped at 2.0 percent.

2. OPSRP Defined Benefit Pension Program (238A)

Pension Benefits - The ORS 238A Defined Benefit Pension Program provides benefits to members hired on or after August 29, 2003. This portion of OPSRP provides a life pension funded by employer contributions. Benefits are calculated with the following formula for members who attain normal retirement age.

Fire: 1.8 percent is multiplied by the number of years of service and the final average salary. To be classified as a fire member the individual must be continuously employed as a fire member for at least five years immediately preceding retirement.

General Service: 1.5 percent is multiplied by the number of years of service and the final average salary. Normal retirement age for general service members is age 65 or age 58 with 30 years of retirement credit.

A member of the pension program becomes vested on the earliest of the following dates: the date the member completes at least 600 hours of service in each of five calendar years, the date the member reaches normal retirement age, and, if the pension program is terminated, the date on which termination becomes effective.

Death Benefits - Upon the death of a non-retired member, the spouse or other person who is constitutionally required to be treated in the same manner as the spouse, receives for life 50 percent of the pension that would otherwise have been paid to the deceased member.

Disability Benefits - A member who has accrued 10 or more years of retirement credit before the member becomes disabled or a member who becomes disabled due to job-related injury shall receive a disability benefit of 45 percent of the member's salary determined as of the last full month of employment before the disability occurred.

Benefit Changes After Retirement - Under ORS 238A.210, monthly benefits are adjusted annually through COLAs. The COLA is capped at 2.0 percent.

SEAL ROCK WATER DISTRICT, OREGON
Seal Rock, Oregon

NOTES TO FINANCIAL STATEMENTS
as of June 30, 2018

NOTE 9 - RETIREMENT BENEFITS - Continued

A. PENSION PLAN - DEFINED BENEFIT

Oregon Public Employees Retirement System (OPERS)

3. OPSRP Individual Account Program (238A)

Pension Benefits - An OPSRP Individual Account Program (IAP) member becomes vested on the date the employee account is established or on the date the rollover account was established. If the employer makes optional employer contributions for a member the member becomes vested on the earliest of the following dates: the date the member completes 600 hours of service in each of five calendar years, the date the member reaches normal retirement age, the date the IAP is terminated, the date the active member becomes disabled, or the date the active member dies. Upon retirement a member of the OPSRP IAP may receive amounts in his or her employee, rollover, and vested employer accounts as a lump-sum payment or in equal installments over a 5-, 10-, 15-, 20- year period or an anticipated lifespan option. Each distribution option has a \$200 minimum distribution limit.

Death Benefits - Upon the death of a non-retired member, the beneficiary receives in a lump sum the member's account, rollover account, and vested employer optional contribution account balances. If a retired member dies before the installment payments are completed, the beneficiary may receive the remaining installment payments or choose a lump sum payment.

Recordkeeping - PERS contracts with Voya Financial to maintain IAP participant records.

Contributions:

The contribution requirements for plan members are established by ORS Chapter 238 and may be amended by an act of the Oregon Legislature. OPERS funding policy provides for monthly employer contributions at actuarially determined rates. These contributions, expressed as a percentage of covered payroll, are intended to accumulate sufficient assets to pay benefits when due. The funding policy applies to the OPERS defined benefit plan and the other Post-Employment Benefit Plans. In some circumstances, payments are made by the employer to satisfy contribution requirements that are identified by the pension plan terms as plan member contribution requirements. This was not the case for the District for the year ending June 30, 2018 or for any other periods reflected in these Financial Statements, the Notes to the Financial Statements, or the Supplementary Information section. Employer contribution rates during the period were based on the December 31, 2015 actuarial valuation. The rates, expressed as a percentage of payroll, first became effective July 1, 2017.

The State of Oregon and certain schools, community colleges, and political subdivisions have made unfunded actuarial liability payments and their rates have been reduced. District contributions for the year ending June 30, 2018 were \$64,846, excluding amounts to fund employer specific liabilities. The rates in effect for the year ended June 30, 2018 were 17.21 percent for Tier One/Tier Two General Service and Fire Members, 10.71 percent of OPSRP General Service Members, 15.48 percent for OPSRP Fire Members, and 6 percent for OPSRP Individual Account Members.

Covered employees are required to contribute 6% of their salary to the OPSRP Individual Account Program, but the employer is allowed to pay any or all of the employees' contribution in addition to the required employers' contribution. The District has elected to contribute the 6% "pick-up" or \$30,160 of the employees' contribution.

SEAL ROCK WATER DISTRICT, OREGON
Seal Rock, Oregon

NOTES TO FINANCIAL STATEMENTS
as of June 30, 2018

NOTE 9 - RETIREMENT BENEFITS - Continued

A. PENSION PLAN - DEFINED BENEFIT

Oregon Public Employees Retirement System (OPERS)

Net Pension Liability

At June 30, 2018, the District reported a net pension liability of \$663,408 for its proportionate share of the system-wide pension liability. The net pension liability was measured as of June 30, 2017, and the system-wide pension liability used to calculate the net pension liability was determined by an actuarial valuation as of December 31, 2015 rolled forward to June 30, 2017. The District's proportionate share of the system-wide net pension liability was based on a projection of the District's long-term share of contributions to the pension plan relative to the projected long-term contributions of all participating employers, actuarially determined. These proportion percentages for the District were 0.00492141 and 0.00465156 for the years ending June 30, 2017 and 2016 respectively. For the year ended June 30, 2018, the District recognized pension expense (income) of \$75,282. At June 30, 2018, the District reported deferred outflows and inflows of resources related to pensions from the following sources:

	<u>Deferred Outflows of Resources</u>	<u>Deferred Inflows of Resources</u>
Differences between expected and actual experience	\$ 32,083	\$ 0
Changes of assumptions	120,927	0
Net difference between projected and actual earnings on investments	6,835	0
Changes in proportionate share	28,492	0
Contributions made subsequent to measurement date	64,846	0
Differences between employer contributions and employer's proportionate share of system contributions	<u>0</u>	<u>25,513</u>
Total	<u>\$ 253,183</u>	<u>\$ 25,513</u>

Deferred outflows of resources of \$64,846 relates to pensions resulting from District contributions subsequent to the measurement date to be recognized as a reduction of the net pension liability in the year ended June 30, 2018. Other pension amounts reported as deferred outflows of resources and deferred inflows of resources will be recognized in pension expenses as follows:

SEAL ROCK WATER DISTRICT, OREGON
Seal Rock, Oregon

NOTES TO FINANCIAL STATEMENTS
as of June 30, 2018

NOTE 9 - RETIREMENT BENEFITS - Continued

A. PENSION PLAN - DEFINED BENEFIT

Oregon Public Employees Retirement System (OPERS)

Year Ended <u>June 30</u>	Deferred Outflow/(Inflow) of resources (prior to post- <u>measurement date contributions)</u>
2019	\$ 29,380
2020	84,242
2021	59,931
2022	(12,581)
2023	1,852
Thereafter	<u>0</u>
Total	<u>\$ 162,824</u>

Actuarial Valuations

The employer contribution rates effective July 1, 2017, through June 30, 2019, were set using the entry age normal actuarial method. For the Tier One/Tier Two component of the PERS defined Benefit Plan, this method produced an employer contribution rate consisting of (1) an amount for normal cost (the estimated amount necessary to finance benefits earned by employees during the current service year) and (2), an amount for the amortization of unfunded accrued actuarial liabilities, which are being amortized over a fixed period with new unfunded accrued actuarial liabilities being amortized over 20 years. For the OPSRP Pension Program component of the OPERS Defined Benefit Plan, this method produced an employer contribution rate consisting of (a) an amount for normal cost (the estimated amount necessary to finance benefits earned by employees during the current service year) and (b) an amount for the amortization of unfunded accrued actuarial liabilities, which are being amortized over a fixed period with new unfunded accrued actuarial liabilities being amortized over 16 years.

The total pension liability in the December 31, 2015 actuarial valuation was determined using the following actuarial assumptions:

SEAL ROCK WATER DISTRICT, OREGON
Seal Rock, Oregon

NOTES TO FINANCIAL STATEMENTS
as of June 30, 2018

NOTE 8 - RETIREMENT BENEFITS - Continued

A. PENSION PLAN - DEFINED BENEFIT

Oregon Public Employees Retirement System (OPERS)

Actuarial Valuations

Valuation Date	December 31, 2015, rolled forward to June 30, 2017
Experience Study Report	2014, published September 2015
Actuarial Cost Method	Entry age normal
Amortization Method	Amortized as a level percentage of payroll as layered amortization bases over a closed period; Tier One/Two UAL is amortized over 20 years and OPSRP pension UAL is amortized over 16 years.
Asset Valuation Method:	Fair value of assets
Actuarial Assumptions:	
Inflation rate	2.50%
Long-term expected rate of return	7.50%
Discount rate	7.50%
Projected salary increases	3.50% overall payroll growth
Cost of living adjustments (COLA)	Blend of 2.00% COLA and graded COLA (1.25%/0.15%) in accordance with <i>Moro</i> decision; blend based on service.
Mortality	<i>Healthy retirees and beneficiaries:</i> RP-2000 Sex-distinct, generational per Scale BB, with collar adjustments and set-backs as described in the valuation. <i>Active members:</i> Mortality rates are a percentage of healthy retiree rates that vary by group, as described in the valuation. <i>Disabled retirees:</i> Mortality rates are a percentage (70% for males, 95% for females) of the RP-2000, Sex-distinct, generational per Scale BB, disabled mortality table.

SEAL ROCK WATER DISTRICT, OREGON
Seal Rock, Oregon

NOTES TO FINANCIAL STATEMENTS
as of June 30, 2018

NOTE 9 - RETIREMENT BENEFITS - Continued

A. PENSION PLAN - DEFINED BENEFIT

Oregon Public Employees Retirement System (OPERS)

Actuarial Valuations

Actuarial valuations of an ongoing plan involve estimates of the value of projected benefits and assumptions about the probabilities of events far into the future. Actuarially determined amounts are subject to continual revision as actual results are compared to past expectations and new estimates are made about future results. Experience studies were performed as of December 31 on even numbered years. The methods and assumptions shown above are based on the 2015 experience study, which reviewed experience for the four-year period ending December 31, 2015.

Long-Term Expected Rate of Return

To develop an analytical basis for the selection of the long-term expected rate of return assumption, in July 2015 the PERS Board reviewed long-term assumptions developed by both Milliman's capital market assumptions team and the Oregon Investment Council's (OIC) investment advisors. The table below shows Milliman's assumptions for each of the asset classes in which the plan was invested at that time based on the OIC long-term target asset allocation. The OIC's description of each asset class was used to map the target allocation to the asset classes shown below. Each asset class assumption is based on a consistent set of underlying assumptions, and includes adjustment for the inflation assumption. These assumptions are not based on historical returns, but instead are based on a forward-looking capital market economic model.

<u>Asset Class/Strategy</u>	<u>Assumed Asset Allocation</u>		
	<u>Low Range</u>	<u>High Range</u>	<u>OIC Target</u>
Cash	0.0%	3.0%	0.0%
Debt securities	15.0	25.0	20.0
Public equity	32.5	42.5	37.5
Private equity	14.0	21.0	17.5
Real estate	9.5	15.5	12.5
Alternative equity	0	12.5	12.5
Opportunity portfolio	0	3.0	0
Total			100.0%

SEAL ROCK WATER DISTRICT, OREGON
Seal Rock, Oregon

NOTES TO FINANCIAL STATEMENTS
as of June 30, 2018

NOTE 9 - RETIREMENT BENEFITS - Continued

A. PENSION PLAN - DEFINED BENEFIT

Oregon Public Employees Retirement System (OPERS)

<u>Asset Class</u>	<u>Target Allocation</u>	<u>Compounded Annual Return (Geometric)</u>
Core Fixed Income	8.00%	4.00%
Short-Term Bonds	8.00%	3.61%
Bank/Leveraged Loans	3.00%	5.42%
High Yield Bonds	1.00%	6.20%
Large/Mid Cap US Equities	15.75%	6.70%
Small Cap US Equities	1.31%	6.99%
Micro Cap US Equities	1.31%	7.01%
Developed Foreign Equities	13.13%	6.73%
Emerging Market Equities	4.12%	7.25%
Non-US Small Cap Equities	1.88%	7.22%
Private Equity	17.50%	7.97%
Real Estate (Property)	10.00%	5.84%
Real Estate (REITS)	2.50%	6.69%
Hedge Fund of Funds - Diversified	2.50%	4.64%
Hedge Fund - Event-driven	0.63%	6.72%
Timber	1.88%	5.85%
Farmland	1.88%	6.37%
Infrastructure	3.75%	7.13%
Commodities	<u>1.88%</u>	4.58%
Total	<u><u>100.02%</u></u>	
Assumed Inflation - Mean		2.50%

SEAL ROCK WATER DISTRICT, OREGON
Seal Rock, Oregon

NOTES TO FINANCIAL STATEMENTS
as of June 30, 2018

NOTE 9 - RETIREMENT BENEFITS - Continued

A. PENSION PLAN - DEFINED BENEFIT

Oregon Public Employees Retirement System (OPERS)

Discount Rate

The discount rate used to measure the total pension liability was 7.50 percent for the Defined Benefit Pension Plan. The projection of cash flows used to determine the discount rate assumed that contributions from plan members and those of the contributing employers are made at the contractually required rates, as actuarially determined. Based on those assumptions, the pension plan's fiduciary net position was projected to be available to make all projected future benefit payments of current plan members. Therefore, the long-term expected rate of return on pension plan investments was applied to all periods of projected benefit payments to determine the total pension liability.

Sensitivity to Discount Rate

The following presents the District's net pension liability calculated using the discount rate of 7.50 percent, as well as what the District's net pension liability would be if it were calculated using a discount rate that is one percentage point lower (6.50 percent) and one percentage point higher (8.50 percent) than the current rate:

	<u>1% Decrease (6.50)%</u>	<u>Current Disc. Rate (7.50)%</u>	<u>1% Increase (8.50)%</u>
Net Pension Liability (Asset)	\$ 1,130,568	\$ 663,408	\$ 272,775

Changes in Plan Provisions from Prior Measurement Date

We are aware of no changes in plan provisions from the June 30, 2015 measurement date.

Changes in Plan Provisions Subsequent to Measurement Date

At its July 28, 2017 meeting, the PERS Board lowered the assumed rate to 7.2%. For the member transactions, this rate will take effect January 1, 2018. The current assumed rate is 7.5% and has been in effect for member transactions since January 1, 2016.

B. RETIREMENT HEALTH INSURANCE ACCOUNT (RHIA)

Plan Description

As a member of OPERS, the District contributes to the Retirement Health Insurance Account (RHIA) for each of its eligible employees. RHIA is a cost-sharing, multiple-employer defined benefit other post-employment benefit plan (OPEB) administered by OPERS. RHIA pays a monthly contribution toward the cost of Medicare companion health insurance premiums of eligible retirees. Oregon Revised Statute (ORS) 238.420 established this trust fund. Authority to establish and amend the benefit provisions of RHIA reside with the Oregon Legislature. OPERS issues a publicly available financial report that may be obtained by writing to Oregon Public Employees Retirement System, PO Box 23700, Tigard, Oregon 97281-3700.

SEAL ROCK WATER DISTRICT, OREGON
Seal Rock, Oregon

NOTES TO FINANCIAL STATEMENTS
as of June 30, 2018

NOTE 9 - RETIREMENT BENEFITS - Continued

B. RETIREMENT HEALTH INSURANCE ACCOUNT (RHIA) (continued)

Funding Policy

Because RHIA was created by enabling legislation (ORS 238.420), contribution requirements of the plan members and the participating employers were established and may be amended only by the Oregon Legislature. ORS require that an amount equal to \$60 or the total monthly cost of Medicare companion health insurance premiums coverage, whichever is less, shall be paid from the RHIA established by the employer, and any monthly cost in excess of \$60 shall be paid by the eligible retired member in the manner provided in ORS 238.410. To be eligible to receive this monthly payment toward the premium cost the member must: (1) have eight years or more of qualifying service in OPERS at the time of retirement or receive a disability allowance as if the member had eight years or more of creditable service in OPERS, (2) receive both Medicare Parts A and B coverage, and (3) enroll in a OPERS-sponsored health plan. A surviving spouse or dependent of a deceased OPERS retiree who was eligible to receive the subsidy is eligible to receive the subsidy if he or she (1) is receiving a retirement benefit or allowance from OPERS or (2) was insured at the time the member died and the member retired before May 1, 1991.

Participating municipal corporations are contractually required to contribute to RHIA at a rate assessed each year by OPERS, currently 0.50 and 0.3 percent of annual covered payroll for OPERS members and OPSRP respectively. The OPERS Board sets the employer contribution rate based on the annual required contribution of the employers (ARC), an amount actuarially determined in accordance with the parameters of GASB Statement 45. The ARC represents a level of funding that, if paid on an ongoing basis, is projected to cover normal cost each year and amortize any unfunded actuarial liabilities (or funding excess) of the plan over a period not to exceed thirty years. The District's contributions to RHIA for the years ended June 30, 2018, 2017, and 2016 were paid and equaled the required contributions for each year.

NOTE 10 - POSTEMPLOYMENT BENEFITS OTHER THAN PENSIONS

For the year ended June 30, 2018, GASB Statement No. 75, *Accounting and Financial Reporting for Postemployment Benefits Other Than Pensions* became effective. This statement provides guidance for accounting for liabilities/(assets) related to retiree healthcare and other non-pension postemployment benefits (OPEB). The other postemployment benefits for the District combines two separate plans. The District provides an implicit rate subsidy for retiree health insurance premiums administered by the Special District Association of Oregon (SDAO), and a contribution to the State of Oregon's PERS cost-sharing multiple-employer defined health insurance benefit plan. The total OPEB liability is based on a valuation provided by an independent actuarial firm based on assumptions including inflation rate, projected salary increases, discount rate, medical, dental and vision increases, and mortality rates and other inputs. The total OPEB liability was estimated at June 30, 2018 by Milliman Actuarial Services for both plans. At June 30, 2018, the District's net OPEB liability/(asset) and deferred inflows and outflows were determined by Management not to be material to the financial statements taken as a whole.

SEAL ROCK WATER DISTRICT, OREGON

NOTES TO FINANCIAL STATEMENTS
as of June 30, 2018

NOTE 11 - PRIOR PERIOD ADJUSTMENT

As discussed in Note 5, the District entered into an IGA with the City of Newport in 2007, which was later amended twice. The IGA transferred a portion of the District's service area in South Beach to the City of Newport for \$1,800,000 including interest at 6.5% for lost revenue, payable over 30 years with annual payments of principal plus interest totaling \$60,000. In additions, the City of Newport pays the District for a portion of the 2011 and 2012 GO Bond property taxes and interest applicable to the transferred South Beach service area. The 2013 Refunding GO Bond property taxes for the transferred service area paid in full to the District on July 1, 2015 in the amount of \$55,322. This amount is recorded as unearned revenue in the accompanying statement of financial position. See Note 5 for more details.

Since the date of the agreement and its amendments, the District has recorded the revenue from the City of Newport as it was received, without recording the associated note receivable for the City of Newport, or the unearned revenue for the 2013 Refunding GO Bond property taxes and interest. Below is the current value of the note receivable and the unearned revenue:

Asset	<u>Balance</u>	<u>Unrestricted</u>	<u>Restricted</u>
Note receivable, City of Newport	\$ 710,789	\$ 610,550	\$ 100,239

Liability	<u>Balance</u>	<u>Unrestricted</u>	<u>Restricted</u>
Unearned revenue, 2013 refunding GOB	\$ 47,339	\$ 0	\$ 47,339

The prior period adjustment for the note receivable and unearned revenue to the beginning balances of net position is detailed in the following schedule. The debt service adjustment includes \$106,095 for the note receivable asset less \$50,000 for the unearned revenue.

Net Position	<u>Beginning Balance</u>	<u>Prior Period Adjustment</u>	<u>Beginning Balance Restated</u>
Net inv. in capital assets	\$4,891,328	\$ 0	\$ 4,891,328
Restricted			
Debt service, note less unearned revenue	301,498	56,095	357,593
Construction	145,977	0	145,977
Unrestricted, note receivable	1,928,018	633,846	2,561,864
Total net position	<u>\$7,266,821</u>	<u>\$ 689,941</u>	<u>\$ 7,956,762</u>

NOTE 12 - OTHER INFORMATION

Commitments

Phase 4 of System Improvements is in the engineering and planning portion of the project. A construction contract has not yet been awarded. The remaining obligation to the engineering firm is \$101,349 at year end.

SEAL ROCK WATER DISTRICT, OREGON

NOTES TO FINANCIAL STATEMENTS as of June 30, 2018

NOTE 12 - OTHER INFORMATION - Continued

Economic Dependency

Seal Rock Water District purchases 100% of its water from the City of Toledo.

Risk Management

The District is exposed to various risks of loss related to theft of, damage to and destruction of assets, torts, errors and omissions, injuries to employees, and natural disasters. The District purchases commercial insurance for such risks. Settled claims resulting from these risks have not exceeded commercial insurance coverage in any of the past three fiscal years.

Evaluation of Subsequent Events

In January 2019, the application for federal funding for Phase 4 of the Water System Improvement Project was accepted but not yet awarded to the District. Applied for funding includes a USDA-RUS GO Bond loan of \$6,549,000, repayable with a term of 25 years at 2.75% interest, and a USDA-RUS grant of \$2,500,000. With the recent federal government shut-down, delays are expected for the actual award of the funds, and their eventual receipt. However, the District continues to work on Phase 4 as cash flow allows with awarded Phase 4 funding from Oregon Infrastructure Finance Authority and the District's own funds.

The District has evaluated subsequent events through February 8, 2019, the date which the financial statements were available to be issued.

**SEAL ROCK WATER DISTRICT
OREGON**

REQUIRED SUPPLEMENTAL SECTION

SEAL ROCK WATER DISTRICT, OREGON
Seal Rock, Oregon

**NOTES TO THE SCHEDULES OF THE DISTRICT'S PROPORTIONATE SHARE
OF THE NET PENSION LIABILITY (ASSET) AND SCHEDULE OF
CONTRIBUTIONS for the Year Ended June 30, 2018**

Changes in Plan Provisions

Details and a comprehensive list of changes and methods and assumptions can be found in the 2012, 2014 and 2016 Experience Studies for the System, which were published on September 18, 2013, September 23, 2015 and July 26, 2017. These reports can be found at: <http://www.oregon.gov/pers/Pages/Financials/Actuarial-Financial-Information.aspx>

Changes in Assumptions

GASB 67 and GASB 68 require the Total Pension Liability to be determined based on the benefit terms in effect at the Measurement Date. Any changes to benefit terms that occurs after that date are reflected in amounts reported for the subsequent Measurement Date. However, Paragraph 80f of GASB 68 requires employers to briefly describe any changes between the Measurement Date and the employer's reporting date that are expected to have a significant effect on the employer's share of the collective Net Pension Liability, along with an estimate of the resulting change, if available.

As its July 28, 2017 meeting, the PERS Board lowered the assumed rate to 7.2%. For member transactions, this rate will take effect January 1, 2018. The current assumed rate is 7.5% and has been in effect for member transactions since January 1, 2016.

SEAL ROCK WATER DISTRICT, OREGON

**SCHEDULE OF THE DISTRICT'S CONTRIBUTIONS
as of June 30, 2018**

**OREGON PUBLIC EMPLOYEE RETIREMENT SYSTEM
Last Five Fiscal Years**

Fiscal Year Ended	Contractually Required Contributions	Contributions in Relation to the Contractually Required Contributions	Contribution Deficiency /(Excess)	District's Covered Employee Payroll	Contributions as a Percentage of Covered Employee Payroll
2014	\$ 21,527	\$ 21,654	\$ (127)	\$ 425,633	5.06%
2015	22,008	22,392	(384)	423,759	5.19
2016	40,348	40,897	(549)	441,799	9.13
2017	42,432	42,432	0	464,754	9.13
2018	64,846	64,841	0	483,584	13.41%

The amounts presented for each fiscal year were actuarial determined at December 31 and rolled forward to the measurement date for each year presented.

This schedule is presented to illustrate the requirements to show information for 10 years. However, until a full 10-year trend has been compiled, information is presented only for the years for which the required supplementary information is available.

SEAL ROCK WATER DISTRICT, OREGON

**SCHEDULE OF THE DISTRICT'S PROPORTIONATE SHARE OF THE NET
PENSION LIABILITY (ASSET) as of June 30, 2018**

**OREGON PUBLIC EMPLOYEE RETIREMENT SYSTEM
Last Five Fiscal Years**

Fiscal Year Ended	District's Proportion of the Net Pension (Asset)/Liability	District's Proportionate Share of the Net Pension (Asset)/Liability	District's Covered Employee Payroll	District's	Plan Fiduciary Net
				Proportionate Share of the Net Pension (Asset)/Liability as a Percentage of its Covered Payroll	Position as a Percentage of the Total Pension (Asset)/Liability
2014	0.393%	\$ 200,660	\$ 413,981	48.5%	92.0%
2015	0.393%	(89,129)	425,633	-20.9%	103.6%
2016	0.454%	260,819	423,759	61.5%	91.9%
2017	0.465%	698,307	441,799	158.1%	80.5%
2018	0.492%	663,408	464,754	142.7%	83.1%

The amounts presented for each fiscal year were actuarial determined at December 31 and rolled forward to the measurement date for each year presented.

This schedule is presented to illustrate the requirements to show information for 10 years. However, until a full 10-year trend has been compiled, information is presented only for the years for which the required supplementary information is available.

**SEAL ROCK WATER DISTRICT
OREGON**

SUPPLEMENTAL SECTION

SEAL ROCK WATER DISTRICT, OREGON

DESCRIPTION OF BUDGETARY FUNDS

Pursuant to the provisions of Oregon Revised Statute, an individual schedule of revenues, expenditures, and changes in fund balances requires budget and actual be displayed for each fund where legally adopted budgets are required.

Budgetary comparison schedules include the following funds:

General Fund

The fund is used to account for the financial resources of the District that are not accounted for in any other fund. Principal sources of revenue are water sales, service fees and property taxes. Primary expenditures are for system maintenance and general administration.

Capital Projects Fund

The fund is used to account for expenditures for major construction and improvement. Principal sources of revenue are grants, loans and bond proceeds.

Debt Service Fund

The fund is used to account for the accumulation of resources for, and the payment of debt principal and interest for general obligation bond. The principal sources of revenue are from property taxes.

R.D. Requirement Reserve Fund

The fund is used to account for the accumulation of resources reserved for the payment of debt principal as required by the USDA Rural Development. The primary sources of revenue are investment interest and transfers from other funds.

Revenue Bond Fund

The fund is used to account for the accumulation of resources for, and the payment of debt principal and interest for revenue bonds. The principal source of revenue is transfers from the General Fund.

System Development Charges Fund

The fund is used to account for financial resources to be used for major system improvement. The primary revenue source is system development charges and investment income.

Water Source Improvement Reserve Fund

The fund is used to account for financial resources to be used for a portion of major capital repair, improvement expenditures incurred by the City of Toledo, and to develop another source of water. The primary revenue sources are transfers from the General Fund.

SLARRA/Depreciation Reserve Fund (Short-Lived Asset Replacement Reserve Account)

The fund is used to account for financial resources for the replacement of vehicles and equipment. The primary source of revenues are transfers from the General Fund.

SRWD Land & Building Reserve Fund

The fund is used to account for financial resources to be used for the maintenance of the administrative office and shop. The primary revenue source is investment income.

SEAL ROCK WATER DISTRICT, OREGON

**SCHEDULE OF REVENUES, EXPENDITURES AND CHANGES IN FUND
BALANCE - BUDGET AND ACTUAL for the Year Ended June 30, 2018**

GENERAL FUND

	Original Budget	Final Budget	Actual	Variance
REVENUES				
Water sales	\$ 1,725,000	\$ 1,725,000	\$ 1,797,663	\$ 72,663
Service connections	22,500	22,500	54,175	31,675
Miscellaneous	44,800	44,800	9,982	(34,818)
Grants	3,000	3,000	0	(3,000)
Interest	200	200	36,992	36,792
Subdivision assessments	1,000	1,000	0	(1,000)
Property taxes	<u>75,400</u>	<u>75,400</u>	<u>76,814</u>	<u>1,414</u>
Total revenues	<u>1,871,900</u>	<u>1,871,900</u>	<u>1,975,626</u>	<u>103,726</u>
EXPENDITURES				
Personnel services	874,400	874,400	805,458	68,942
Materials and services	781,550	781,550	663,987	117,563
Capital outlay	68,000	168,000	125,832	42,168
Contingency	<u>100,000</u>	<u>0</u>	<u>0</u>	<u>0</u>
Total expenditures	<u>1,823,950</u>	<u>1,823,950</u>	<u>1,595,277</u>	<u>228,673</u>
Excess (def) of revenues over expenditures	47,950	47,950	380,349	332,399
OTHER FINANCING SOURCES (USES)				
Transfers to other funds	<u>(547,950)</u>	<u>(547,950)</u>	<u>(547,950)</u>	<u>0</u>
Excess (def) of revenues over expenditures after transfers	(500,000)	(500,000)	(167,601)	332,399
FUND BALANCE - Beginning of year (Budget basis)	<u>500,000</u>	<u>500,000</u>	<u>675,522</u>	<u>175,522</u>
FUND BALANCE - End of year (Budget basis)	<u>\$ 0</u>	<u>\$ 0</u>	<u>507,921</u>	<u>\$ 507,921</u>
GAAP ADJUSTMENTS - Reconciled to June 2017			16,426,958	
Prior period adjustment			<u>610,550</u>	
GAAP ADJUSTMENTS - Reconciled to June 2017, restated			17,037,508	
Capital asset activity				
Additions			293,559	
Asset transfers			1,571,062	
Depreciation			(590,534)	
Long-term debt activity				
Principal payments			55,408	
Interest accrued			8,798	
Pension activity, net			<u>(75,282)</u>	
FUND BALANCE - End of Year (GAAP basis)			<u>\$ 18,808,440</u>	

SEAL ROCK WATER DISTRICT, OREGON

**SCHEDULE OF REVENUES, EXPENDITURES AND CHANGES IN FUND
BALANCE - BUDGET AND ACTUAL for the Year Ended June 30, 2018**

CAPITAL PROJECTS FUND

	Original and Final Budget	Actual	Variance
REVENUES			
Interest	\$ 5,000	\$ 3,920	\$ (1,080)
Loan proceeds	9,338,000	0	9,338,000
Grants	5,230,000	1,780,822	(3,449,178)
Total revenues	14,573,000	1,784,742	(12,788,258)
EXPENDITURES			
Capital outlay	15,173,000	1,756,398	13,416,602
Miscellaneous	0	1,594	(1,594)
Total expenditures	15,173,000	1,757,992	13,415,008
Excess (def) of revenues over expenditures	(600,000)	26,750	626,750
OTHER FINANCING SOURCES (USES)			
Transfers from other funds	150,000	150,000	0
Excess (def) of revenues over expenditures after other sources (uses)	(450,000)	176,750	626,750
FUND BALANCE - Beginning of year (Budget basis)	450,000	607,565	157,565
FUND BALANCE - End of year (Budget basis)	\$ 0	784,315	\$ 784,315
GAAP ADJUSTMENTS - Reconciled to June 2017		(11,872,115)	
Capital asset activity			
Additions		1,756,398	
Asset transfers		(1,571,062)	
Long-term debt activity			
Principal payments		470,842	
Bond premium amortization		11,286	
Interest accrued		(2,465)	
FUND BALANCE - End of Year (GAAP basis)		\$ (10,422,801)	

SEAL ROCK WATER DISTRICT, OREGON

**SCHEDULE OF REVENUES, EXPENDITURES AND CHANGES IN FUND
BALANCE - BUDGET AND ACTUAL for the Year Ended June 30, 2018**

DEBT SERVICE FUND

	Original and Final Budget	Actual	Variance
REVENUES			
Interest	\$ 600	\$ 1,039	\$ 439
Property taxes	932,945	928,105	(4,840)
Boundary withdrawal income	12,145	9,748	(2,397)
Miscellaneous income	<u>0</u>	<u>2,323</u>	<u>2,323</u>
 Total revenues	 <u>945,690</u>	 <u>941,215</u>	 <u>(4,475)</u>
EXPENDITURES			
Debt service	778,432	778,430	2
Miscellaneous	<u>0</u>	<u>62</u>	<u>(62)</u>
 Total revenues	 <u>778,432</u>	 <u>778,492</u>	 <u>(60)</u>
 Excess (def) of revenues over expenditures	 167,258	 162,723	 (4,535)
 Unappropriated ending fund balance	 (407,258)	 0	 407,258
FUND BALANCE			
Beginning of year (Budget basis)	<u>240,000</u>	<u>261,990</u>	<u>21,990</u>
 End of year (Budget basis)	 <u>\$ 0</u>	 424,713	 <u>\$ 424,713</u>
 Prior period adjustment			
City NP taxes		100,239	
2013 RGOB Adv		<u>(47,339)</u>	
 FUND BALANCE - End of Year (GAAP basis)		 <u>\$ 477,613</u>	

SEAL ROCK WATER DISTRICT, OREGON

**SCHEDULE OF REVENUES, EXPENDITURES AND CHANGES IN FUND
BALANCE - BUDGET AND ACTUAL for the Year Ended June 30, 2018**

R.D. REQUIREMENT RESERVE FUND

	<u>Original and Final Budget</u>	<u>Actual</u>	<u>Variance</u>
REVENUES			
Interest	\$ 50	\$ 64	\$ 14
EXPENDITURES			
Capital outlay	<u>46,680</u>	<u>0</u>	<u>46,680</u>
Excess (def) of revenues over expenditures	(46,630)	64	46,694
OTHER FINANCING SOURCES (USES)			
Transfer from other funds	<u>7,430</u>	<u>7,430</u>	<u>0</u>
Excess (def) of revenues over expenditures after transfers	(39,200)	7,494	46,694
FUND BALANCE			
Beginning of year (Budget basis)	<u>39,200</u>	<u>39,292</u>	<u>92</u>
End of year (Budget basis)	<u>\$ 0</u>	<u>\$ 46,786</u>	<u>\$ 46,786</u>

SEAL ROCK WATER DISTRICT, OREGON

**SCHEDULE OF REVENUES, EXPENDITURES AND CHANGES IN FUND
BALANCE - BUDGET AND ACTUAL for the Year Ended June 30, 2018**

REVENUE BOND FUND

	<u>Original and Final Budget</u>	<u>Actual</u>	<u>Variance</u>
REVENUES			
Interest	\$ 20	\$ 45	\$ 25
EXPENDITURES			
Debt service	<u>148,560</u>	<u>134,565</u>	<u>13,995</u>
Excess (def) of revenues over expenditures	(148,540)	(134,520)	14,020
OTHER FINANCING SOURCES (USES)			
Transfers from other funds	<u>148,500</u>	<u>148,500</u>	<u>0</u>
Excess (def) of revenues over expenditures after transfers	(40)	13,980	14,020
FUND BALANCE			
Beginning of year (Budget basis)	<u>40</u>	<u>216</u>	<u>176</u>
End of year (Budget basis)	<u>\$ 0</u>	<u>\$ 14,196</u>	<u>\$ 14,196</u>

SEAL ROCK WATER DISTRICT, OREGON

**SCHEDULE OF REVENUES, EXPENDITURES AND CHANGES IN FUND
BALANCE - BUDGET AND ACTUAL for the Year Ended June 30, 2018**

SYSTEM DEVELOPMENT CHARGES FUND

	Original and Final Budget	Actual	Variance
REVENUES			
Interest	\$ 500	\$ 1,230	\$ 730
System development charges	<u>58,728</u>	<u>90,562</u>	<u>31,834</u>
 Total revenues	 59,228	 91,792	 32,564
EXPENDITURES			
Capital outlay	<u>266,228</u>	<u>0</u>	<u>266,228</u>
 Excess (def) of revenues over expenditures	 (207,000)	 91,792	 298,792
FUND BALANCE			
Beginning of year (Budget basis)	<u>207,000</u>	<u>236,057</u>	<u>29,057</u>
 End of year (Budget basis)	 <u>\$ 0</u>	 <u>\$ 327,849</u>	 <u>\$ 327,849</u>

SEAL ROCK WATER DISTRICT, OREGON

**SCHEDULE OF REVENUES, EXPENDITURES AND CHANGES IN FUND
BALANCE - BUDGET AND ACTUAL for the Year Ended June 30, 2018**

WATER SOURCE IMPROVEMENT RESERVE FUND

	<u>Original and Final Budget</u>	<u>Actual</u>	<u>Variance</u>
REVENUES			
Interest	\$ 2,000	\$ 8,408	6,408
EXPENDITURES			
Capital outlay	<u>735,020</u>	<u>5,000</u>	<u>730,020</u>
Excess (def) of revenues over expenditures	(733,020)	3,408	736,428
OTHER FINANCING SOURCES (USES)			
Transfer from other funds	<u>158,020</u>	<u>158,020</u>	<u>0</u>
Excess (def) of revenues over expenditures after transfers	(575,000)	161,428	736,428
FUND BALANCE			
Beginning of year (Budget basis)	<u>575,000</u>	<u>609,048</u>	<u>34,048</u>
End of year (Budget basis)	<u>\$ 0</u>	<u>\$ 770,476</u>	<u>\$ 770,476</u>

SEAL ROCK WATER DISTRICT, OREGON

**SCHEDULE OF REVENUES, EXPENDITURES AND CHANGES IN FUND
BALANCE - BUDGET AND ACTUAL for the Year Ended June 30, 2018**

SLARRA/DEPRECIATION RESERVE FUND

	<u>Original and Final Budget</u>	<u>Actual</u>	<u>Variance</u>
REVENUES			
Interest	\$ 0	\$ 1,081	\$ 1,081
EXPENDITURES			
Capital outlay	<u>221,000</u>	<u>158,407</u>	<u>62,593</u>
Excess (def) of revenues over expenditures	(221,000)	(157,326)	63,674
OTHER FINANCING SOURCES (USES)			
Transfers from other funds	<u>84,000</u>	<u>84,000</u>	<u>0</u>
Excess (def) of revenues over expenditures after transfers	(137,000)	(73,326)	63,674
FUND BALANCE			
Beginning of year (Budget basis)	<u>137,000</u>	<u>145,977</u>	<u>8,977</u>
End of year (Budget basis)	<u><u>\$ 0</u></u>	<u><u>\$ 72,651</u></u>	<u><u>\$ 72,651</u></u>

SEAL ROCK WATER DISTRICT, OREGON

**SCHEDULE OF REVENUES, EXPENDITURES AND CHANGES IN FUND
BALANCE - BUDGET AND ACTUAL for the Year Ended June 30, 2018**

SRWD LAND & BUILDING RESERVE FUND

	<u>Original and Final Budget</u>	<u>Actual</u>	<u>Variance</u>
REVENUES			
Interest	\$ 800	\$ 1,843	\$ 1,043
EXPENDITURES			
Capital outlay	<u>135,800</u>	<u>0</u>	<u>135,800</u>
Excess (def) of revenues over expenditures	(135,000)	1,843	136,843
FUND BALANCE			
Beginning of year (Budget basis)	<u>135,000</u>	<u>136,311</u>	<u>1,311</u>
End of year (Budget basis)	<u>\$ 0</u>	<u>\$ 138,154</u>	<u>\$ 138,154</u>

SEAL ROCK WATER DISTRICT, OREGON

RECONCILIATION OF REVENUES AND EXPENDITURES (BUDGETARY BASIS) TO THE STATEMENT OF REVENUES, EXPENSES AND CHANGES IN NET POSITION for the Year Ended June 30, 2018

	Total Revenues	Total Expenditures	Net
Budgetary Basis			
General Fund	\$ 1,975,626	\$ 2,143,227	\$ (167,601)
Capital Projects Fund	1,934,742	1,757,992	176,750
Debt Service Fund	941,215	778,492	162,723
R. D. Requirement Reserve Fund	7,494	0	7,494
Revenue Bond Fund	148,545	134,565	13,980
System Development Charges Fund	91,792	0	91,792
Water Source Improvement Reserve Fund	166,428	5,000	161,428
Depreciation Reserve Fund	85,081	158,407	(73,326)
SRWD Land & Building Reserve Fund	1,843	0	1,843
 Total budgetary basis	 \$ 5,352,766	 \$ 4,977,683	 375,083
 Add (Deduct) Items to Reconcile to Net Income on a Financial Reporting Basis			
Capital asset activity			
Additions			2,049,957
Depreciation			(590,534)
Long-term debt activity			
Principal payments			526,250
Bond premium amortization			11,286
Interest accrued			6,333
Note receivable receipts			(29,152)
Unearned revenue earned			2,661
Pension activity, net			(75,282)
 Change in net position			 2,276,602
 NET POSITION - Beginning of year			 7,266,821
Prior period adjustment			689,941
 NET POSITION - Beginning of year, restated			 7,956,762
 NET POSITION - End of year			 \$ 10,233,364

**SEAL ROCK WATER DISTRICT
OREGON**

SINGLE AUDIT SECTION

SEAL ROCK WATER DISTRICT
Seal Rock, Oregon

SCHEDULE OF EXPENDITURES OF FEDERAL AWARDS
for the Year Ended June 30, 2018

<u>Federal Grantor/Pass-through Grantor/Program or Cluster Title</u>	<u>Federal CFDA Number</u>	<u>Pass-through Entity Identifying Number</u>	<u>Total Federal Expenditures</u>
Department of Agriculture			
<i>Program:</i>			
Water and Waste Disposal Systems for Rural Communities (grant funds)	10.760		\$ 1,409,194
Water and Waste Disposal Systems for Rural Communities (pending grant funds)	10.760		<u>139,506</u>
<i>Subtotal CFDA 10.760</i>			<u>1,548,700</u>
Environmental Protection Agency			
<i>Passed through:</i>			
Oregon Business Development Department			
<i>Program:</i>			
Capitalization Grants for Drinking Water State Revolving Funds (grant funds)	66.468	S18011	<u>232,122</u>
<i>Subtotal CFDA 66.468</i>			<u>232,122</u>
<i>Total Environmental Protection Agency</i>			<u>232,122</u>
<i>Total Federal Expenditures</i>			<u><u>\$ 1,780,822</u></u>

SEAL ROCK WATER DISTRICT, OREGON

**NOTES TO SCHEDULE OF EXPENDITURES OF FEDERAL AWARDS
for the Year Ended June 30, 2018**

NOTE 1 - BASIS OF PRESENTATION

The accompanying Schedule of Expenditures of Federal Awards (SEFA) includes the federal award activity of Seal Rock Water District (the District) under programs of the federal government for the year ended June 30, 2018. The information in the SEFA is prepared in accordance with the requirements of Title 2 U.S. Code of Federal Regulations Part 200, *Uniform Administrative Requirements, Costs Principles, and Audit Requirements for Federal Awards* (Uniform Guidance). Because the SEFA presents only a selected portion of the operations of the District, it is not intended to and does not present the financial position, changes in net position, or cash flows of the District.

NOTE 2 - SUMMARY OF SIGNIFICANT ACCOUNTING POLICIES

Expenditures reported on the SEFA are reported on the accrual basis of accounting. Such expenditures are recognized following the cost principles contained in the Uniform Guidance wherein certain types of expenditures are not allowable or are limited as to reimbursement. The District has elected not to use the ten percent de minimis indirect cost rate as allowed under the Uniform Guidance.

NOTE 3 - FEDERAL LOAN

The U.S. Department of Agriculture (USDA), Rural Development, Rural Utilities Service (RUS) provided a loan of \$3,451,000 to assist in funding the water system improvement project. The entire amount of the loan was received on October 27, 2015, and was spent in 2016 and 2017. The loan is due in 25 years, and requires annual payments of \$174,207. The principal balance of the loan for the last three years is as follows:

<u>Grantor/Program</u>	<u>CFDA</u>	<u>Dated</u>	<u>Matures</u>	<u>2018</u>	<u>2017</u>	<u>2016</u>
US Department of Agriculture Water and Waste Disposal Systems for Rural Comm.	10.760	10/27/15	10/27/45	<u>\$3,341,499</u>	<u>\$3,451,000</u>	<u>\$3,451,000</u>

GRIMSTAD & ASSOCIATES

Certified Public Accountants

Newport Office:
P.O. Box 1930
530 N.W. 3rd St. Ste E
Newport, OR 97365
(541) 265-5411
Fax (541) 265-9255
info@grimstad-assoc.com

Lincoln City Office:
1349 N.W. 15th Street
Lincoln City, OR 97367
(541) 994-5252
Fax (541) 994-2105

Independent Auditor's Report on Internal Control Over Financial Reporting and on Compliance and Other Matters Based on an Audit of Financial Statements Performed in Accordance with Government Auditing Standards

Board of Commissioners
Seal Rock Water District
Seal Rock, Oregon

I have audited, in accordance with the auditing standards generally accepted in the United States of America and the standards applicable to financial audits contained in *Government Auditing Standards* issued by the Comptroller General of the United States, the financial statements of the business-type activities of Seal Rock Water District, as of and for the year ended June 30, 2018, and the related notes to the financial statements, which collectively comprise Seal Rock Water District's basic financial statements, and have issued my report thereon dated February 8, 2019.

Internal Control Over Financial Reporting

In planning and performing my audit of the financial statements, I considered Seal Rock Water District's internal control over financial reporting (internal control) to determine the audit procedures that are appropriate in the circumstances for the purpose of expressing my opinion on the financial statements, but not for the purpose of expressing an opinion on the effectiveness of Seal Rock Water District's internal control. Accordingly, I do not express an opinion on the effectiveness of Seal Rock Water District's internal control.

A deficiency in internal control exists when the design or operation of a control does not allow management or employees, in the normal course of performing their assigned functions, to prevent, or detect and correct, misstatements on a timely basis. A *material weakness* is a deficiency, or a combination of deficiencies, in internal control, such that there is a reasonable possibility that a material misstatement of the entity's financial statements will not be prevented, or detected and corrected on a timely basis. A *significant deficiency* is a deficiency, or a combination of deficiencies, in internal control that is less severe than a material weakness, yet important enough to merit attention by those charged with governance.


My consideration of internal control was for the limited purpose described in the first paragraph of this section and was not designed to identify all deficiencies in internal control that might be material weaknesses or, significant deficiencies. Given these limitations, during my audit I did not identify any deficiencies in internal control that I consider to be material weaknesses. However, material weaknesses may exist that have not been identified.

Compliance and Other Matters

As part of obtaining reasonable assurance about whether the District's financial statements are free of material misstatement, I performed tests of its compliance with certain provisions of laws, regulations, contracts and grants agreements, noncompliance with which could have a direct and material effect on the determination of financial statement amounts. However, providing an opinion on compliance with those provisions was not an objective of my audit, and accordingly, I do not express such an opinion. The results of my tests disclosed no instances of noncompliance or other matters that are required to be reported under *Government Auditing Standards*.

Purpose of This Report

The purpose of this report is solely to describe the scope of my testing of internal control and compliance and the results of that testing, and not to provide an opinion on the effectiveness of the entity's internal control or on compliance. This report is an integral part of an audit performed in accordance with *Government Auditing Standards* in considering the entity's internal control and compliance. Accordingly, this communication is not suitable for any other purpose.



SIGNE GRIMSTAD
Certified Public Accountant
Newport, Oregon
February 8, 2019

GRIMSTAD & ASSOCIATES
Certified Public Accountants

Newport Office:
P.O. Box 1930
530 N.W. 3rd St. Ste E
Newport, OR 97365
(541) 265-5411
Fax (541) 265-9255
info@grimstad-assoc.com

Lincoln City Office:
1349 N.W. 15th Street
Lincoln City, OR 97367
(541) 994-5252
Fax (541) 994-2105

**Independent Auditor's Report on Compliance for Each
Major Program and on Internal Control Over Compliance
Required by The Uniform Guidance**

Board of Commissioners
Seal Rock Water District
Seal Rock, Oregon 97376

Report on Compliance for Each Major Federal Program

I have audited Seal Rock Water District's compliance with the types of compliance requirements described in the *OMB Compliance Supplement* that could have a direct and material effect on Seal Rock Water District's major federal program for the year ended June 30, 2018. Seal Rock Water District's major federal program is identified in the summary of auditor's results section of the accompanying schedule of findings and questioned costs.

Management's Responsibility

Management is responsible for compliance with federal statutes, regulations, and the terms and conditions of its federal awards applicable to its federal programs.

Auditor's Responsibility

My responsibility is to express an opinion on compliance for Seal Rock Water District's major federal program based on my audit of the types of compliance requirements referred to above. I conducted my audit of compliance in accordance with auditing standards generally accepted in the United States of America; the standards applicable to financial audits contained in *Government Auditing Standards*, issued by the Comptroller General of the United States; and the audit requirements of Title 2 U.S. *Code of Federal Regulations* Part 200, *Uniform Administrative Requirements, Cost Principles, and Audit Requirements for Federal Awards* (Uniform Guidance). Those standards and the Uniform Guidance require that I plan and perform the audit to obtain reasonable assurance about whether noncompliance with the types of compliance requirements referred to above that could have a direct and material effect on a major federal program occurred. An audit includes examining, on a test basis, evidence about Seal Rock Water District's compliance with those requirements and performing such other procedures as I considered necessary in the circumstances.

I believe that my audit provides a reasonable basis for my opinion on compliance for its major federal program. However, my audit does not provide a legal determination of Seal Rock Water District's compliance.

Opinion on the Major Federal Program

In my opinion, Seal Rock Water District complied, in all material respects, with the types of compliance requirements referred to above that could have a direct and material effect on its major federal program for the year ended June 30, 2018.


Report Internal Control Over Compliance

Management of Seal Rock Water District is responsible for establishing and maintaining effective internal control over compliance with the types of compliance requirements referred to above. In planning and performing my audit of compliance, I considered Seal Rock Water District's internal control over compliance with the types of requirements that could have a direct and material effect on the major federal program to determine auditing procedures that are appropriate in the circumstances for the purpose of expressing an opinion on compliance for the major federal program and to test and report on internal control over compliance in accordance with the Uniform Guidance, but not for the purpose of expressing an opinion on the effectiveness of internal control over compliance. Accordingly, I do not express an opinion on the effectiveness of Seal Rock Water District's internal control over compliance.

A deficiency in internal control over compliance exists when the design or operation of a control over compliance does not allow management or employees, in the normal course of performing their assigned functions, to prevent, or detect and correct, noncompliance with a type of compliance requirement of a federal program on a timely basis. *A material weakness in internal control over compliance* is a deficiency, or combination of deficiencies, in internal control over compliance, such that there is a reasonable possibility that material noncompliance with a type of compliance requirement of a federal program will not be prevented, or detected and corrected, on a timely basis. *A significant deficiency in internal control over compliance* is a deficiency, or a combination of deficiencies, in internal control over compliance with a type of compliance requirement of a federal program that is less severe than a material weakness in internal control over compliance, yet important enough to merit attention by those charged with governance.

My consideration of internal control over compliance was for the limited purpose described in the first paragraph of this section and was not designed to identify all deficiencies in internal control over compliance that might be material weaknesses or significant deficiencies. I did not identify any deficiencies in internal control over compliance that I consider to be material weaknesses. However, material weaknesses may exist that have not been identified.

The purpose of this report on internal control over compliance is solely to describe the scope of my testing of internal control over compliance and the results of that testing based on the requirements of the Uniform Guidance. Accordingly, this report is not suitable for any other purpose.



SIGNE GRIMSTAD
Certified Public Accountant
Newport, Oregon
February 8, 2019

SEAL ROCK WATER DISTRICT
Seal Rock, Oregon

SCHEDULE OF FINDINGS AND QUESTIONED COSTS
for the Year Ended June 30, 2018

Section 1 - Summary of Auditors' Results

Financial Statements

Type of auditors' report issued?	Unqualified
Internal control over financial reporting:	
Material weaknesses identified?	No
Significant deficiencies identified that are not considered to be material weaknesses?	No
Noncompliance material to financial statements noted?	No

Federal Awards

Internal control over major programs:	
Material weaknesses identified?	No
Significant deficiencies identified that are not considered to be material weaknesses?	No
Type of auditors' report issued on compliance for major programs?	Unmodified
Any audit findings disclosed that are required to be reported in accordance with Circular A-133, Section .510(a)?	No
Identification of major programs:	CFDA No.
Water and Waste Disposal Systems for Rural Communities	10.760
Capitalization Grants for Drinking Water State Revolving Funds	66.468
Dollar threshold used to distinguish between Type A and Type B programs?	\$ 750,000
Auditee qualified as low-risk auditee?	Yes

SEAL ROCK WATER DISTRICT
Seal Rock, Oregon

SCHEDULE OF PRIOR YEAR FINDINGS AND QUESTIONED COSTS
for the Year Ended June 30, 2018

Section 1 - Summary of Auditors' Results

Financial Statements

Type of auditors' report issued?	Unqualified
Internal control over financial reporting:	
Material weaknesses identified?	No
Significant deficiencies identified that are not considered to be material weaknesses?	No
Noncompliance material to financial statements noted?	No

Federal Awards

Internal control over major programs:	
Material weaknesses identified?	No
Significant deficiencies identified that are not considered to be material weaknesses?	No
Type of auditors' report issued on compliance for major programs?	Unmodified
Any audit findings disclosed that are required to be reported in accordance with Circular A-133, Section .510(a)?	No
Identification of major programs:	CFDA No.
Water and Waste Disposal Systems for Rural Communities	10.760
Dollar threshold used to distinguish between Type A and Type B programs?	\$ 750,000
Auditee qualified as low-risk auditee?	No

**SEAL ROCK WATER DISTRICT
OREGON**

COMPLIANCE SECTION

GRIMSTAD & ASSOCIATES

Certified Public Accountants

Independent Auditor's Report Required by Oregon State Regulations

Newport Office:
P.O. Box 1930
530 N.W. 3rd St. Ste E
Newport, OR 97365
(541) 265-5411
Fax (541) 265-9255
info@grimstad-assoc.com

Lincoln City Office:
1349 N.W. 15th Street
Lincoln City, OR 97367
(541) 994-5252
Fax (541) 994-2105

Board of Commissioners
Seal Rock Water District
Seal Rock, Oregon

I have audited, in accordance with the auditing standards generally accepted in the United States of America and the standards applicable to financial audits contained in *Government Auditing Standards* issued by the Comptroller General of the United States, the financial statements of the governmental activities, the business-type activities fund of the Seal Rock Water District, as of and for the year ended June 30, 2018, and the related notes to the financial statements, which collectively comprise the Seal Rock Water District's basic financial statements, and have issued my report thereon dated February 8, 2019.

Compliance

As part of obtaining reasonable assurance about whether the Seal Rock Water District financial statements are free of material misstatement, I performed tests of its compliance with certain provisions of laws, regulations, contracts, and grant agreements, including the provisions of Oregon Revised Statutes as specified in Oregon Administrative Rules 162-10-000 through 162-10-330 of the Minimum Standards for Audits of Oregon Municipal Corporations, noncompliance with which could have a direct and material effect on the determination of financial statement amounts. However, providing an opinion on compliance with those provisions was not an objective of my audit, and accordingly, I do not express such an opinion.

I performed procedures to the extent I considered necessary to address the required comments and disclosures which included, but were not limited to the following:

- Accounting records and related internal control structure.
- Deposit of public funds with financial institutions (ORS Chapter 295).
- Indebtedness limitations, restrictions and repayment.
- Budgets legally required (ORS Chapter 294).
- Insurance and fidelity bonds in force or required by law.
- Authorized investment of surplus funds (ORS Chapter 294).
- Public contracts and purchasing (ORS Chapters 279A, 279B, 279C).
- Programs funded from outside sources.

In connection with my testing nothing came to my attention that caused me to believe the Seal Rock Water District was not in substantial compliance with certain provisions of laws, regulations, contracts, and grants, including the provisions of Oregon Revised Statutes as specified in Oregon Administrative Rules 162-10-000 through 162-10-320 of the Minimum Standards for Audits of Oregon Municipal Corporations except as follows:

Overexpended

The Debt Service overexpended by \$60.

Members:
AICPA OSCP & OAI

Internal Control Over Financial Reporting


In planning and performing my audit of the financial statements, I considered Seal Rock Water District's internal control over financial reporting (internal control) to determine the audit procedures that are appropriate in the circumstances for the purpose of expressing my opinion on the financial statements, but not for the purpose of expressing an opinion on the effectiveness of Seal Rock Water District's internal control. Accordingly, I do not express an opinion on the effectiveness of Seal Rock Water District's internal control.

A *deficiency in internal control* exists when the design or operation of a control does not allow management or employees, in the normal course of performing their assigned functions, to prevent, or detect and correct misstatements on a timely basis. A *material weakness* is a deficiency, or a combination of deficiencies, in internal control, such that there is a reasonable possibility that a material misstatement of the entity's financial statements will not be prevented, or detected and corrected on a timely basis. A *significant deficiency* is a deficiency, or a combination of deficiencies, in internal control that is less severe than a material weakness, yet important enough to merit attention by those charged with governance.

My consideration of internal control was for the limited purpose described in the first paragraph of this section and was not designed to identify all deficiencies in internal control that might be material weaknesses or, significant deficiencies. Given these limitations, during my audit I did not identify any deficiencies in internal control that I consider to be material weaknesses. However, material weaknesses may exist that have not been identified.

Purpose of This Report

This report is intended solely for the information and use of management, the audit committee, Board of Commissioners, and Oregon Secretary of State Audits Division and is not intended to be and should not be used by anyone other than these parties.



SIGNE GRIMSTAD
Certified Public Accountant
Newport, Oregon
February 8, 2019



Summary of Revenues and Expenditures

Please refer to instructions on next page.

A. Municipal corporation information			
Municipality name:	SEAL ROCK WATER DISTRICT		Reporting period: From
Address line 1:	1037 NW GREBE STREET		To
Address line 2:	PO BOX 190		07/01/2017
City, state, ZIP:	SEAL ROCK	OR 97376	06/30/2018
Check if new address:	<input type="checkbox"/>	Report type:	Audit
If this is the final report, please enter the last date of operations:			Opinion issued: Unmodified
			Basis of accounting: GAAP

B. Financial statement audit – Reported deficiencies	
1. Regarding internal controls over financial reporting, how many significant deficiencies and material weaknesses were reported? <u>0</u>	3. How were deficiencies communicated? Check all that apply. <input type="checkbox"/> Report issued in accordance with Government Auditing Standards <input type="checkbox"/> Communication in accordance with Statements on Auditing Standards AU-C 265 "Communicating Internal Control Related Matters Identified in an Audit" <input type="checkbox"/> Other (specify communication): _____ <input checked="" type="checkbox"/> No deficiencies
2. Of those control deficiencies reported, how many resulted in the following: Accounting errors/Misstatements: _____ Noncompliance: _____	Per OAR 162-010-0230, a copy must be filed with Secretary of State.

C. Summary of revenues and expenditures

Revenues and/or receipts		Expenditures and/or disbursements	
a. Revenues from government-wide statement of activities:	\$ 4,804,816	a. Expenditures from government-wide statement of activities:	\$ 2,528,214
b. Fiduciary fund additions:		b. Fiduciary fund deductions:	
c. Gross revenues subtotal (a + b):	\$ 4,804,816	c. Gross expenditures subtotal (a + b):	\$ 2,528,214
d. Revenues of component units:		d. Component unit expenditures reported with primary government:	
e. Taxes, assessments and other collections to be distributed to other governments:		e. Turnovers to other municipal corporations:	
f. Exempt revenue subtotal (d + e):	\$ 0	f. Exempt expenditures subtotal (d + e):	\$ 0
g. Net revenues (c – f):	\$ 4,804,816	g. Net expenditures (c – f):	\$ 2,528,214

D. Filing fee:	\$ 250
-----------------------	---------------

E. Submitted by			
Auditor name:	SIGNE GRIMSTAD	Municipal license number:	OR-3719
Firm name:	GRIMSTAD & ASSOCIATES	Date:	02/22/2019
Municipal contact name, title:	JOY KING	Municipal phone:	(541) 563-3529

Submit: Click the "Submit" button on the right to submit this form via email. Save a copy for your records.

Submit

Within 30 days of delivering the audit report to the municipal corporation, one copy of this summary must be filed with the Secretary of State, Audits Division, and one copy must be delivered to the municipal corporation. If deficiencies are communicated in a separate letter or in a report issued in accordance with *Government Auditing Standards*, a copy of that communication must also be filed. (OAR 162-010-0230)